

Township of Norwich
POLICE SERVICES BOARD

Wednesday January 15, 2020

5:00 p.m.

Board Room, Township of Norwich Administration Office

AGENDA

1. CALL TO ORDER
2. ELECTION OF CHAIR AND VICE-CHAIR
3. DISCLOSURE OF PECUNIARY INTEREST
4. APPROVAL OF PREVIOUS MEETING MINUTES
December 10, 2019
 - Errors or Omissions
 - Business arising from the minutes
5. PRESENTATIONS / DEPUTATIONS
None
6. CORRESPONDENCE
 - 6.1 Ministry of the Solicitor General
Re: Investing in Community Safety Across the Province
6. REPORTS and GENERAL BUSINESS
 - 6.1 Police Service Board Report – November 2019
 - 6.2 Police Service Board Report –December 2019
7. OTHER BUSINESS
 - 7.1 Financial Summary as at December 31, 2019 and;
Recommended Budget for 2020
8. CLOSED SESSION
None
9. NEXT MEETING
February 19, 2020
10. ADJOURNMENT

**THE TOWNSHIP OF NORWICH POLICE SERVICES BOARD
TUESDAY DECEMBER 10, 2019**

MINUTES

1. CALL TO ORDER

The December 10th meeting of the Township of Norwich Police Services Board was held in the Township of Norwich Administration Building Boardroom, Norwich, Ontario commencing at 5:00 p.m. with Chairman Scholten presiding.

Board Members in Attendance: Lori Vermeersch, Gerrit TenHove and Councillor John Scholten

Others in Attendance: Inspector Tony Hymers, and Kimberley Armstrong, Deputy Clerk.

2. DISCLOSURE OF PECUNIARY INTEREST

No disclosures were reported.

3. APPROVAL OF PREVIOUS MEETING MINUTES

October 30, 2019

- Errors or Omissions
- Business arising from the minutes

Inspector Hymers requested that agenda item 9. be amended to say "...the program has resulted in approximately 134 fewer apprehensions to date, each of which would have involved approximately 5 – 6 hours of officers time in hospital."

Resolution #1

Moved by Lori Vermeersch, seconded by Gerrit TenHove;

That the Minutes of the October 30, 2019 Norwich Police Services Board, be accepted as amended.

Carried

4. PRESENTATIONS / DEPUTATIONS

None

5. CORRESPONDENCE

5.1 Ontario Association of Police Service Boards

**Re: Next Generation 911 Interagency Advisory Panel (NG-911 IAP)
Internal Messaging and Terms of Reference**

5.2 Ontario Association of Police Service Boards

Re: OPP Governance Summit – January 30, 2020

Re: AMO 2019 Conference Presentation - OPP Detachment Boards

There was discussion about; the number of false 911 calls, police advisory committees, the requirement for Section 5 municipalities to form Boards and other legislative changes and their effects on Police Services and Boards.

Resolution #2

Moved by Gerrit TenHove, seconded by Lori Vermeersch;

That the following Correspondence from the Ontario Association of Police Service Boards, be received as information.

Re: Next Generation 911 Interagency Advisory Panel (NG-911 IAP)
Internal Messaging and Terms of Reference
Re: OPP Governance Summit – January 30, 2020
Re: AMO 2019 Conference Presentation - OPP Detachment Boards

Carried

6 REPORTS and GENERAL BUSINESS

6.1 Police Service Board Report – October 2019

Inspector Hymers provided an overview of the October Report and statistics, advising that there were 113.75 hours of cruiser patrol and 10.75 hours of foot patrol in the month. Inspector Hymers noted the targeted media releases for the month, the fall seatbelt campaign and advised that during the Commercial Motor Vehicle Inspection Blitz, there were five charges laid and five vehicles taken out of service. He explained that the Calls for Service Billing Summary Report is inaccurate, advising that actual calls for service in October were 154. A revised report will be forwarded for the municipality's records.

There was discussion about the 62 hang-ups/false 911 calls. Since officers have a legal obligation to investigate, this means two officers are drawn away from pro-active duties. Board members questioned the demographics that are making the false calls and requested that the secretary circulate the press release to local organizations.

Resolution #3

Moved by Lori Vermeersch, seconded by Gerrit TenHove;

That the October 2019 Norwich Police Services Board Report be accepted as amended.

Carried

7. OTHER BUSINESS

7.1 Ontario Association of Police Service Boards

Re: OAPSB Spring Conference & 2020 Membership Fee's

Councillor Scholten and Ms. Vermeersch confirmed their plans to attend the conference.

Resolution #4

Moved by Gerrit TenHove, seconded by Lori Vermeersch;

That the Police Service Board approve payment of the 2020 Ontario Association of Police Service Board Membership fees.

Carried

8. CLOSED SESSION

None

9. NEXT MEETING

January 15, 2020

10. ADJOURNMENT - 5:34 p.m.

Resolution #5

Moved by Lori Vermeersch, seconded by Gerrit TenHove;

That this meeting does now adjourn.

Carried

THESE MINUTES ADOPTED BY WAY OF RESOLUTION NO. 2 AS APPROVED BY
THE TOWNSHIP OF NORWICH POLICE SERVICES BOARD AT ITS MEETING ON THE
15th DAY OF JANUARY, 2020.

JOHN SCHOLTEN
CHAIR

KIMBERLEY ARMSTRONG
SECRETARY

Investing in Community Safety Across the Province*New grant program to support police services and local priorities*

December 11, 2019 9:16 A.M.

CAMBRIDGE — The Ontario government is providing police services across the province with the resources they need to combat crime and keep communities safe by investing \$195 million through the province's new [Community Safety and Policing \(CSP\) Grant program](#) over the next three years.

Through the local priorities funding stream, 89 police services boards will be allocated a total of \$181 million to address issues that were identified by their communities as local areas of focus. These include collaboration between the police and community organizations to help individuals suffering from mental health issues and addictions (e.g., mobile crisis response teams), as well as programs to combat impaired driving, property crime and other public safety concerns. In addition, approximately \$14 million will be allocated to 18 police services boards under the provincial priorities funding stream to address gun and gang violence, sexual violence and harassment, and human trafficking.

"Our police services and their partners know best what they need to combat crime in their communities," said Sylvia Jones, Solicitor General. "The investment we are making today will help deploy additional frontline officers and take action where and when it is needed most."

Of the \$195 million investment, approximately \$8.5 million will help Waterloo Regional Police Service expand its Community Oriented Response and Enforcement Teams and set up a new team under its Gang Intelligence and Enforcement Initiative. These teams will play a crucial role in strengthening community safety in the Waterloo Region and in ramping up the fight against gun and gang violence.

"We are grateful that the Ontario government recognizes the need to fund and support public safety here in Waterloo Region," said Bryan Larkin, Chief of Police for the Waterloo Regional Police Service. "This funding will allow us to continue combating violent crime in our community and allow us to ensure the individuals responsible are brought to justice."

"Crime, and especially gun and gang violence, knows no geographical boundaries," said Jones. "That's why it is so important that we continue putting resources directly into the hands of police services across the province. They are the experts in maintaining public safety and our primary partners in keeping Ontario communities safe."

This investment builds on the \$105.4 million both the provincial and federal governments have invested to date to combat gun and gang violence across the province through the Ontario Guns, Gangs and Violence Reduction Strategy.

QUICK FACTS

- Police services will be required to report annually on the outcomes of their initiatives, such as an increase in support for front-line officers and/or an increase in community safety and well-being, for both the local and provincial priorities funding streams of the CSP grant program.
- The grant funding will help police services pay for personnel, training, equipment, engagement and education as well as research and analysis.

LEARN MORE

- [Successful 2019-20 – 2021-22 CSP grant recipients and project descriptions](#)
- [New resources to local police, prosecutors and community partners provincewide](#)
- [More funding for Toronto Police in response to gun violence](#)
- [Statement from Premier Doug Ford on the fight against gun and gang violence](#)
- [Learn more about the government's actions to boost local efforts to stop gun violence and prevent violence before it starts provincewide](#)
- [Read more about Ontario's investment to crack down on gun and gang violence in Toronto](#)

Marion Isabeau-Ringuette Solicitor General's Office
Marion.IsabeauRinguette@ontario.ca
Brent Ross Communications Branch
416-314-7024

[Available Online](#)
[Disponible en Français](#)



Oxford County



Police Services Board Report



November 2019

**Police Services Board Report for Norwich
2019/Nov**

Public Complaints	
Policy	0
Service	1
Conduct	1

Date information collected from Professional Standards Bureau Commander Reports: 2019-12-10

Data Source

Ontario Provincial Police, Professional Standards Bureau Commander Reports

- Includes all public policy, service and conduct complaints submitted to the Office of the Independent Police Review Director (OIPRD)

Secondary Employment

Daily Activity Reporting Patrol Hours

Total Hours	2019/Nov
Number of Cruiser Patrol Hours	195.50
Number of Motorcycle Patrol Hours	0.00
Number of Marine Patrol Hours	0.00
Number of ATV Patrol Hours	0.00
Number of Snowmobile Patrol Hours	0.00
Number of Bicycle Patrol Hours	0.00
Number of Foot Patrol Hours	16.00
Number of School Patrol Hours	0.00

Data source (Daily Activity Reporting System) date: 2019/12/12

Staffing Updates	
Transfers:	One member transferred in // One member transferred out

Detachment Initiatives	
Number of Targeted Media Releases:	Nov 1 - Update - Possession of Stolen Property and Drugs / Nov 6 - Seven Day Vehicle Impound and Licence Suspension / Nov 7 - Break and Enter at Wrecking Yard / Nov 22 - OPP Launches Seasonal Festive RIDE Campaign / Nov 25 - OPP Arrest Several Impaired Drivers / Nov 26 - Traffic Stop Leads to Impaired Charges / Nov 29 - Crime Prevention in Everyone's Responsibility
Crime and Traffic Campaigns/Initiatives:	November 23 to January 2 - Festive RIDE
Other:	Auxiliary Hours: Total 38.50 - Admin: 4.00, Comm. Policing: 24.00, Patrol: 10.50 // Community Services: Nov 5 - Rehoboth Safety Presentation / Nov 20 - OPP Kids

Detachment: 6S - OXFORD

Location code(s): 6S00 - OXFORD

Area code(s): 6206 - Norwich (old association)

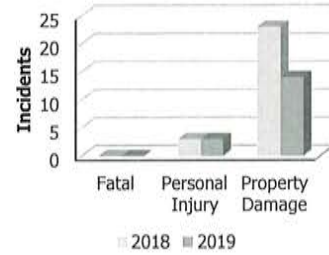
Report Generated on:

10-Dec-19 10:54:31 AM

PP-CSC-Operational Planning-4300

Police Services Board Report for '6206 - Norwich' Motor Vehicle Collisions
Records Management System
November 2019

Motor Vehicle Collisions by Type						
Incidents	November			Year to Date November		
	2018	2019	% Change	2018	2019	% Change
Fatal	0	0	N/C	0	1	N/C
Personal Injury	3	3	0.0%	29	28	-3.4%
Property Damage	23	14	-39.1%	122	126	3.3%
Total	26	17	-34.6%	151	155	2.6%



Data contained within this report is dynamic in nature and numbers will change over time as the Ontario Provincial Police continue to investigate and solve crime.

Data Utilized

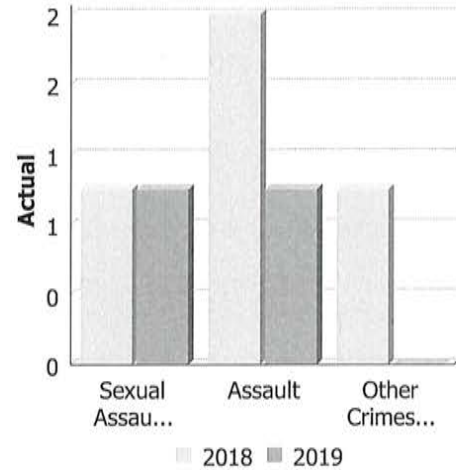
Niche RMS All Offence Level Business Intelligence Cube

Detachment: 6S - OXFORD
Area: 6206 - Norwich
Data source date: 2019/12/10

Police Services Board Report for Norwich
Records Management System
November - 2019

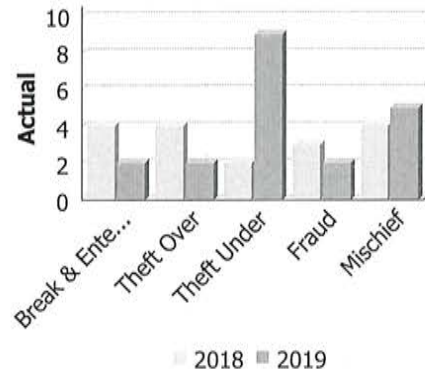
Violent Crime

Actual	November			Year to Date - November		
	2018	2019	% Change	2018	2019	% Change
Murder	0	0	--	0	0	--
Other Offences Causing Death	0	0	--	0	0	--
Attempted Murder	0	0	--	0	0	--
Sexual Assault	1	1	0.0%	7	7	0.0%
Assault	2	1	-50.0%	18	16	-11.1%
Abduction	0	0	--	0	2	--
Robbery	0	0	--	0	0	--
Other Crimes Against a Person	1	0	-100.0%	10	14	40.0%
Total	4	2	-50.0%	35	39	11.4%




Property Crime

Actual	November			Year to Date - November		
	2018	2019	% Change	2018	2019	% Change
Arson	0	0	--	0	0	--
Break & Enter	4	2	-50.0%	23	33	43.5%
Theft Over	4	2	-50.0%	30	39	30.0%
Theft Under	2	9	350.0%	63	57	-9.5%
Have Stolen Goods	0	0	--	1	1	0.0%
Fraud	3	2	-33.3%	23	25	8.7%
Mischief	4	5	25.0%	36	45	25.0%
Total	17	20	17.6%	176	200	13.6%



Drug Crime

Actual	November			Year to Date - November		
	2018	2019	% Change	2018	2019	% Change
Possession	0	0	--	2	0	-100.0%
Trafficking	0	0	--	0	1	--
Importation and Production	0	0	--	0	0	--
Total	0	0	--	2	1	-50.0%

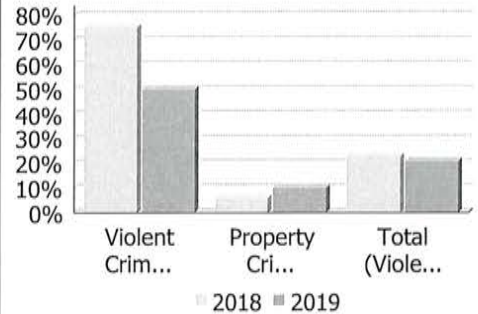


Detachment: 6S - OXFORD
Location code(s): 6S00 - OXFORD
Area code(s): 6206 - Norwich
Data source date:
 2019/12/07

Report Generated on:
 10-Dec-19 10:08:20 AM
 PP-CSC-Operational Planning-4300

Police Services Board Report for Norwich
Records Management System
November - 2019

Clearance Rate						
Clearance Rate	November			Year to Date - November		
	2018	2019	Difference	2018	2019	Difference
Violent Crime	75.0%	50.0%	-25.0%	85.7%	61.5%	-24.2%
Property Crime	5.9%	10.0%	4.1%	10.2%	10.0%	-0.2%
Drug Crime	--	--	--	50.0%	100.0%	50.0%
Total (Violent, Property & Drug)	22.7%	20.8%	-1.9%	25.8%	22.3%	-3.5%



Data contained within this report is dynamic in nature and numbers will change over time as the Ontario Provincial Police continue to investigate and solve crime.

Data Utilized

- Major Crimes
- Niche RMS All Offence Level Business Intelligence Cube

Detachment: 6S - OXFORD
Location code(s): 6S00 - OXFORD
Area code(s): 6206 - Norwich
Data source date:
 2019/12/07

Report Generated on:
 10-Dec-19 10:08:20 AM
 PP-CSC-Operational Planning-4300

Norwich Police Services Board Report

November 2019

Provincial Offence Notices		
Charge	Monthly PON	PON Year to Date
Speeding	28	291
Roads with more than one speeding violation		
Mall Road (6) / Highway 59 (5) / Main Street (5) / Muir Line (2) / Oxford Road 14 (2)		
Notes:		
Percentage of people charged from outside area:	71%	
Non Speeding Violations		
Moving Violations (Fail to Stop, Disobey Sign, Fail to Yield, Improper Turn, etc)	0	63
Non-moving Violations (Licence plate, Insurance, Valtag, etc)	6	89
Distracted Driving (Drive Handheld Device, Careless Driving, etc)	5	43
Other Provincial Offence Statutes (Trespass, Liquor, Cannabis, etc)	0	10
CMV (Half load, etc)	0	2
Seatbelt	0	11
Notes:		
Bylaw		
Parking	0	1
Other (Noise, other)	0	0
Totals	39	510



Calls For Service (CFS) Billing Summary Report

Norwich November - 2019

Billing Categories <i>(Billing categories below do not match traditional crime groupings)</i>	2019				2018			
	November	Year to Date	Time Standard	Year To Date Weighted Hours	November	Year to Date	Time Standard	Year To Date Weighted Hours
Violent Criminal Code	2	40	15.9	636.0	4	44	15.9	699.6
Property Crime Violations	20	219	6.8	1,489.2	20	212	6.8	1,441.6
Other Criminal Code Violations (Excluding traffic)	0	11	7.9	86.9	1	16	7.9	126.4
Drug Possession	0	2	6.4	12.8	0	12	6.4	76.8
Drugs	0	1	37.0	37.0	0	1	37.0	37.0
Statutes & Acts	10	69	3.3	227.7	7	72	3.3	237.6
Operational	42	545	3.6	1,962.0	41	534	3.6	1,922.4
Operational2	53	462	1.3	600.6	32	377	1.3	490.1
Traffic	21	155	3.4	527.0	25	142	3.4	482.8
Total	148	1,504		5,579.2	130	1,410		5,514.3

Note to Detachment Commanders:

- The content of each report is to be shared by the Detachment Commander only with the municipality for which it was generated. The municipality may treat this as a public document and distribute it as they wish.
- All data is sourced from the Niche RMS application. Included are 'reported' occurrences (actuals and unfounded occurrences) for 'billable' occurrences ONLY. Data is refreshed on a weekly basis.
- The Traffic category includes motor vehicle collision (MVC) occurrences entered into Niche (UCR code 8521). MVCs are NOT sourced from the eCRS application for this report.
- Only the primary violation is counted within an occurrence.
- Time standards displayed are for the 2017 billing period.

Note to Municipalities:

- Data contained within this report is dynamic in nature and numbers will change over time as the Ontario Provincial Police continues to investigate and solve crime.
- This report is NOT to be used for crime trend analysis as not all occurrences are included.
- Data groupings within this report do not match traditional crime groupings seen in other public reports such as the OPP Police Services Board reports or Statistics Canada reporting.



Coordinator: O.P.P. Constable Patti Cote
W.P.S. S/Pc Shaylyn Jackson
E-mail: oxfordcs@execulink.com
Web site: <http://www.oxfordcrimestoppers.com>

To: Board of Directors, Crime Stoppers of Oxford Inc.
Cc: Inspector Tony Hymers, Oxford OPP
Inspector Paul Hess, Woodstock PS
Staff Sgt Jen Ormsby, Oxford OPP
Det/Sgt. Nathan Hergott, Woodstock PS

Monthly Statistics for November, 2019

26 Total Calls received this month.
15 Woodstock PS tips
9 OPP tips
1 Assigned/out to other Crime Stoppers programs or Agency
1 Not Assigned

STATS FOR OPP: TIPS RECEIVED PER ZONE

5 for Tillsonburg
2 for Ingersoll
0 for Zorra
2 for Norwich
0 for South West Oxford
0 for East Zorra-Tavistock
0 for Blandford-Blenheim

Meetings/Events Attended This Month

- Gala – 12Nov19
- Christmas Parades – 16Nov19



Crime of the Week Reports

	Location	Crime	This month	YTD
OPP	Oxford	Break, Enters, Thefts and Mischiefs etc.	0	18
WPS	Woodstock	Break, Enters, Mischiefs	1	23

Awareness

Media Relations:

- Crime of the Week submissions sent to the local media outlets including print and television as well as social media which include our website

Fundraising:

- Boston Pizza in January

Promotions:

Upcoming Events

Next meeting is December 10th, 2019



Co-coordinator: OPP Cst. Patti Cote, WPS S/Pc Shaylyn Jackson
 Chairperson: Mr. Glen Blair

Statistics

	This Month	YTD	SI (1991)
Tips Received	26	326	10,378
Arrests	1	15	2011
WPS Arrests	0	5	n/a
OPP Arrests	1	10	n/a
Other Arrests (Immigration)	0	0	0
Web Tips	13	181	1156 (2006)
In-House	4	60	1490 (2004)
Call Centre	9	108	2109 (2004)
E-Transfer	0	0	1349 (2004)
Cases Cleared			
Total Cleared	1	12	1,412
Total Charges Laid	6	27	2,723
WPS Charges	0	10	n/a
OPP Charges	6	19	n/a
Rewards Approved	1	9	1479
Property Recovered	0	7500	\$2,274,304
Narcotics recovered	0	25,755	\$7,399,799
		Total	\$9,835,203

Respectfully Submitted by
Patti Cote, Shaylyn Jackson
 Police Co-coordinator
 Crime Stoppers of Oxford
 Oxford County O.P.P./Woodstock Police Service



Oxford County



Police Services Board Report



December 2019

**Police Services Board Report for Norwich
2019/Dec**

Public Complaints	
Policy	0
Service	0
Conduct	0

Date information collected from Professional Standards Bureau Commander Reports: 2020-01-07

Data Source

Ontario Provincial Police, Professional Standards Bureau Commander Reports

- Includes all public policy, service and conduct complaints submitted to the Office of the Independent Police Review Director (OIPRD)

Secondary Employment

Daily Activity Reporting Patrol Hours	
Total Hours	2019/Dec
Number of Cruiser Patrol Hours	137.75
Number of Motorcycle Patrol Hours	0.00
Number of Marine Patrol Hours	0.00
Number of ATV Patrol Hours	0.00
Number of Snowmobile Patrol Hours	0.00
Number of Bicycle Patrol Hours	0.00
Number of Foot Patrol Hours	10.25
Number of School Patrol Hours	0.00

Data source (Daily Activity Reporting System) date: 2020/01/04

Staffing Updates	
Transfers:	One officer transferred out / One member transferred in / One part-time administrator brought in

Detachment Initiatives	
Number of Targeted Media Releases:	Dec 2 - Mischief to Road Sign Lighting / Dec 9 - Lock It or Lose It Campaign Under Way / Dec 9 - Use of 911 System Reminder / Dec 10 - Operation Zero - Joint Forces Traffic Safety Initiative / Dec 20 - Body Recovered / Dec 27 - Dumped Garbage Returned to Owner - 30 Year Old Charged / Dec 30 - Break and Enter to Sea Container
Crime and Traffic Campaigns/Initiatives:	Nov 23 - Jan 2 - Festive RIDE
Other:	Auxiliary Hours - Total: 34.00 (Admin: 2.00, Comm. Policing: 32.00) // Community Services: Dec 11 - OPP Kids

Detachment: 6S - OXFORD

Location code(s): 6S00 - OXFORD

Area code(s): 6206 - Norwich (old association)

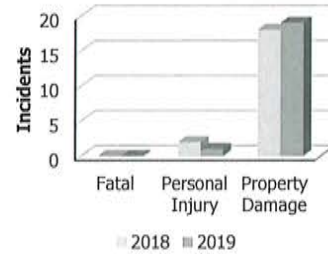
Report Generated on:

7-Jan-20 9:43:50 AM

PP-CSC-Operational Planning-4300

Police Services Board Report for '6206 - Norwich' Motor Vehicle Collisions
Records Management System
December 2019

Motor Vehicle Collisions by Type						
Incidents	December			Year to Date December		
	2018	2019	% Change	2018	2019	% Change
Fatal	0	0	N/C	0	1	N/C
Personal Injury	2	1	-50.0%	31	30	-3.2%
Property Damage	18	19	5.6%	140	146	4.3%
Total	20	20	0.0%	171	177	3.5%



Data contained within this report is dynamic in nature and numbers will change over time as the Ontario Provincial Police continue to investigate and solve crime.

Data Utilized

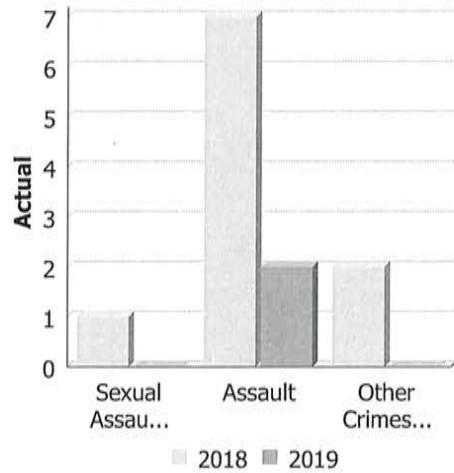
Niche RMS All Offence Level Business Intelligence Cube

Detachment: 6S - OXFORD
Area: 6206 - Norwich
Data source date: 2020/01/06

**Police Services Board Report for Norwich
Records Management System
December - 2019**

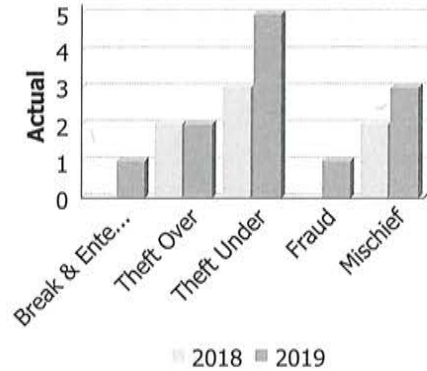
Violent Crime

Actual	December			Year to Date - December		
	2018	2019	% Change	2018	2019	% Change
Murder	0	0	--	0	0	--
Other Offences Causing Death	0	0	--	0	0	--
Attempted Murder	0	0	--	0	0	--
Sexual Assault	1	0	-100.0%	8	6	-25.0%
Assault	7	2	-71.4%	25	19	-24.0%
Abduction	0	0	--	0	2	--
Robbery	0	0	--	0	0	--
Other Crimes Against a Person	2	0	-100.0%	12	16	33.3%
Total	10	2	-80.0%	45	43	-4.4%




Property Crime

Actual	December			Year to Date - December		
	2018	2019	% Change	2018	2019	% Change
Arson	0	0	--	0	0	--
Break & Enter	0	1	--	23	34	47.8%
Theft Over	2	2	0.0%	32	41	28.1%
Theft Under	3	5	66.7%	66	65	-1.5%
Have Stolen Goods	0	0	--	1	1	0.0%
Fraud	0	1	--	23	26	13.0%
Mischief	2	3	50.0%	38	48	26.3%
Total	7	12	71.4%	183	215	17.5%



Drug Crime

Actual	December			Year to Date - December		
	2018	2019	% Change	2018	2019	% Change
Possession	0	0	--	2	0	-100.0%
Trafficking	0	0	--	0	1	--
Importation and Production	0	0	--	0	0	--
Total	0	0	--	2	1	-50.0%



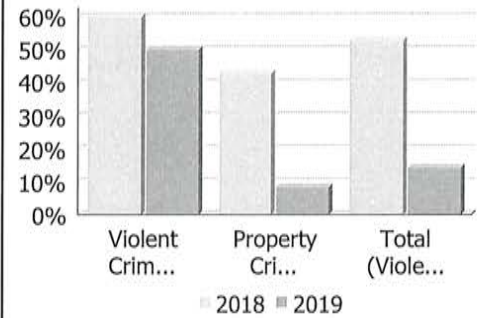
Detachment: 6S - OXFORD
 Location code(s): 6S00 - OXFORD
 Area code(s): 6206 - Norwich
 Data source date:
 2020/01/04

Report Generated on:
 6-Jan-20 9:35:15 AM
 PP-CSC-Operational Planning-4300

Police Services Board Report for Norwich
Records Management System
December - 2019

Clearance Rate

Clearance Rate	December			Year to Date - December		
	2018	2019	Difference	2018	2019	Difference
Violent Crime	60.0%	50.0%	-10.0%	80.0%	62.8%	-17.2%
Property Crime	42.9%	8.3%	-34.5%	11.5%	11.2%	-0.3%
Drug Crime	--	--	--	50.0%	100.0%	50.0%
Total (Violent, Property & Drug)	52.9%	14.3%	-38.6%	27.7%	23.3%	-4.4%



Data contained within this report is dynamic in nature and numbers will change over time as the Ontario Provincial Police continue to investigate and solve crime.

Data Utilized

- Major Crimes
- Niche RMS All Offence Level Business Intelligence Cube

Detachment: 6S - OXFORD
Location code(s): 6S00 - OXFORD
Area code(s): 6206 - Norwich
Data source date:
 2020/01/04

Report Generated on:
 6-Jan-20 9:35:15 AM
 PP-CSC-Operational Planning-4300

Norwich Police Services Board Report

December 2019

Provincial Offence Notices		
Charge	Monthly PON	PON Year to Date
Speeding	23	314
Roads with more than one speeding violation		
<i>Main St S (7), Highway 59 (6), County Road 14 (2)</i>		
Notes:		
<i>Percentage of people charged from outside area:</i>	39%	
Non Speeding Violations		
Moving Violations (Fail to Stop, Disobey Sign, Fail to Yield, Improper Turn, etc)	9	72
Non-moving Violations (Licence plate, Insurance, Valtag, etc)	4	93
Distracted Driving (Drive Handheld Device, Careless Driving, etc)	2	45
Other Provincial Offence Statutes (Trespass, Liquor, Cannabis, etc)	1	11
CMV (Half load, etc)	0	2
Seatbelt	0	11
Notes:		
Bylaw		
Parking	0	1
Other (Noise, other)	0	0
Totals	39	549



Calls For Service (CFS) Billing Summary Report

Norwich
December - 2019

Billing Categories <i>(Billing categories below do not match traditional crime groupings)</i>	2019				2018			
	December	Year to Date	Time Standard	Year To Date Weighted Hours	December	Year to Date	Time Standard	Year To Date Weighted Hours
Violent Criminal Code	3	45	15.9	715.5	13	57	15.9	906.3
Property Crime Violations	11	232	6.8	1,577.6	9	221	6.8	1,502.8
Other Criminal Code Violations (Excluding traffic)	2	13	7.9	102.7	1	17	7.9	134.3
Drug Possession	0	2	6.4	12.8	0	12	6.4	76.8
Drugs	0	1	37.0	37.0	0	1	37.0	37.0
Statutes & Acts	2	71	3.3	234.3	9	81	3.3	267.3
Operational	44	589	3.6	2,120.4	47	581	3.6	2,091.6
Operational2	51	513	1.3	666.9	26	403	1.3	523.9
Traffic	22	179	3.4	608.6	15	157	3.4	533.8
Total	135	1,645		6,075.8	120	1,530		6,073.8

Note to Detachment Commanders:

- The content of each report is to be shared by the Detachment Commander only with the municipality for which it was generated. The municipality may treat this as a public document and distribute it as they wish.
- All data is sourced from the Niche RMS application. Included are 'reported' occurrences (actuals and unfounded occurrences) for 'billable' occurrences ONLY. Data is refreshed on a weekly basis.
- The Traffic category includes motor vehicle collision (MVC) occurrences entered into Niche (UCR code 8521). MVCs are NOT sourced from the eCRS application for this report.
- Only the primary violation is counted within an occurrence.
- Time standards displayed are for the 2017 billing period.

Note to Municipalities:

- Data contained within this report is dynamic in nature and numbers will change over time as the Ontario Provincial Police continues to investigate and solve crime.
- This report is NOT to be used for crime trend analysis as not all occurrences are included.
- Data groupings within this report do not match traditional crime groupings seen in other public reports such as the OPP Police Services Board reports or Statistics Canada reporting.



Coordinator: O.P.P. Constable Patti Cote
W.P.S. S/Pc Shaylyn Jackson

E-mail: oxfordcs@execulink.com

Web site: <http://www.oxfordcrimestoppers.com>

To: Board of Directors, Crime Stoppers of Oxford Inc.
Cc: Inspector Tony Hymers, Oxford OPP
Inspector Paul Hess, Woodstock PS
Staff Sgt Jen Ormsby, Oxford OPP
Det/Sgt. Nathan Hergott, Woodstock PS

Monthly Statistics for December, 2019

- 41 Total Calls received this month.
- 7 Woodstock PS tips
- 32 OPP tips
- 1 Assigned/out to other Crime Stoppers programs or Agency
- 1 Not Assigned

STATS FOR OPP: TIPS RECEIVED PER ZONE

7 for Tillsonburg
23 for Ingersoll
1 for Zorra
0 for Norwich
1 for South West Oxford
0 for East Zorra-Tavistock
0 for Blandford-Blenheim

Meetings/Events Attended This Month



Crime of the Week Reports

	Location	Crime	This month	YTD
OPP	Oxford	Break, Enters, Thefts and Mischiefs etc.	0	18
WPS	Woodstock	Break, Enters, Mischiefs	0	23

Awareness

Media Relations:

- Crime of the Week submissions sent to the local media outlets including print and television as well as social media which include our website

Fundraising:

Promotions:

Upcoming Events

Next meeting is January 14th, 2020

Boston Pizza Fundraiser January 28th and each Monday of the month



Co-coordinator: OPP Cst. Patti Cote, WPS S/Pc Shaylyn Jackson
 Chairperson: Mr. Glen Blair

Statistics

	This Month	YTD	SI (1991)
Tips Received	39	365	10,417
Arrests	0	15	2011
WPS Arrests	0	5	n/a
OPP Arrests	0	10	n/a
Other Arrests (Immigration)	0	0	0
Web Tips	25	206	1181 (2006)
In-House	6	66	1496 (2004)
Call Centre	10	118	2119 (2004)
E-Transfer	0	0	1349 (2004)
Cases Cleared			
Total Cleared	0	12	1,412
Total Charges Laid	0	27	2,723
WPS Charges	0	10	n/a
OPP Charges	0	19	n/a
Rewards Approved	0	9	1479
Property Recovered	0	7500	\$2,274,304
Narcotics recovered	0	25,755	\$7,399,799
		Total	\$9,835,203

Respectfully Submitted by
Patti Cote, Shaylyn Jackson
 Police Co-coordinator
 Crime Stoppers of Oxford
 Oxford County O.P.P./Woodstock Police Service

POLICE SERVICES BOARD
FINANCIAL SUMMARY AS AT DECEMBER 31, 2019

	<u>2019</u> <u>APPROVED</u> <u>BUDGET</u>	<u>EXPENSES</u> <u>AT 9/13/18</u>	<u>UNDER (OVER)</u> <u>BUDGET</u> <u>AT 9/13/18</u>	<u>%</u> <u>UNDER (OVER)</u> <u>AT 9/13/18</u>	<u>RECOMMENDED</u> <u>BUDGET</u> <u>2020</u>
Meeting Wages	\$6,000.00	\$4,655.18	\$1,344.82	22.41%	\$6,000
Misc.	\$100.00	\$0.00	\$100.00	100.00%	\$50
Conferences	\$5,000.00	\$3,319.77	\$1,680.23	33.60%	\$5,000
Mileage	\$200.00	\$0.00	\$200.00	100.00%	\$150
Memberships	\$700.00	\$714.06	(\$14.06)	-2.01%	\$800
	<u>\$12,000.00</u>	<u>\$8,689.01</u>	<u>\$3,310.99</u>	<u>27.59%</u>	<u>\$12,000</u>