

Township of Norwich
POLICE SERVICES BOARD

Wednesday October 21, 2020

5:00 p.m. Teleconference

AGENDA

Teleconference Details:

Dial 519-518-3600

Enter Access Code: 331398

1. CALL TO ORDER
2. DISCLOSURE OF PECUNIARY INTEREST
3. APPROVAL OF PREVIOUS MEETING MINUTES
August 19, 2020
 - Errors or Omissions
 - Business arising from the minutes
4. PRESENTATIONS / DEPUTATIONS
None
5. CORRESPONDENCE
 - 5.1 Ontario Provincial Police – Municipal Policing Bureau
Re: 2021 Annual Billing Statement Letter
Re: 2021 Annual Billing Statement
 - 5.2 Ministry of the Solicitor General
Re: Inspector General of Policing
6. REPORTS and GENERAL BUSINESS
 - 6.1 Police Service Board Report – August 2020
 - 6.2 Police Service Board Report – September 2020
7. OTHER BUSINESS
None
8. CLOSED SESSION
None
9. NEXT MEETING
December 16, 2020
10. ADJOURNMENT

**THE TOWNSHIP OF NORWICH POLICE SERVICES BOARD
WEDNESDAY AUGUST 19, 2020**

MINUTES

1. CALL TO ORDER

The August 19th meeting of the Township of Norwich Police Services Board was held via teleconference, commencing at 5:00 p.m. with Vice Chair Lori Vermeersch presiding.

Board Members in Attendance: Gerrit TenHove and Lori Vermeersch

Others in Attendance: Inspector Tony Hymers, Paul Groeneveld, Director of Fire and Protective Services, and Kimberley Armstrong, Deputy Clerk.

2. DISCLOSURE OF PECUNIARY INTEREST

No disclosures were reported.

3 APPROVAL OF PREVIOUS MEETING MINUTES

February 19, 2020

- Errors or Omissions
- Business arising from the minutes

Resolution #1

Moved by Gerrit TenHove, seconded by Lori Vermeersch;

That the Minutes of the February 19, 2020 Norwich Police Services Board, be accepted as presented.

Carried

4. PRESENTATIONS / DEPUTATIONS

None

5. CORRESPONDENCE

5.1 Ontario Association of Police Service Boards

Re: Meeting Minutes – February 18, 2020

Re: OPP Detachment Board Composition

5.2 Ontario Provincial Police

Re: 2021 Municipal Policing Billing Statement Property Count

Re: Recent Protest Activity

Re: OPP 2020-2021 Strategic Plan

5.3 Ministry of the Solicitor General

Re: Comprehensive Ontario Police Service Act 2019

Re: 2019-20 – 2021-22 Community Safety and Policing Grant – Local Priorities Funding

Stream: 2019-20 Second Installment Cheque

There was discussion about electronic meetings and Inspector Hymers advised that the Ontario Association of Chiefs of Police are also meeting virtually.

Resolution #2

Moved by Gerrit TenHove, seconded by Lori Vermeersch;

That the Correspondence as listed in Agenda Items 8.1 to 8.3 be received as information.

Carried

6. REPORTS and GENERAL BUSINESS

After Board discussion, Ms. Vermeersch requested that Inspector Hymers present highlights of the first four reports and present the June and July reports in detail.

6.1 Police Service Board Report – February 2020

Inspector Hymers provided highlights of the February report, commenting on: the 19 speeding charges and locations; and an anticipated decrease in calls due to changes in handling of 911 hang-ups and false alarms.

6.2 Police Service Board Report – March 2020

Inspector Hymers provided highlights of the March report, advising that there were 124.25 hours of cruiser time and 11 hours of foot patrol. He advised that he participated in the Polar Plunge for Special Olympics Ontario. Inspector Hymers commented that the first meeting regarding COVID-19 was held on Friday March 13th, at which time the impact was unknown. He commented that protocols and getting supplies of proper PPE were high priority. He further commented that he held a monthly conference call with all the local PSB Chairs when the regular PSB meetings were cancelled due to COVID.

6.3 Police Service Board Report – April 2020

Inspector Hymers provided highlights of the April report, advising that there was a decrease in property related crimes. In response to questions related to reduced foot patrol hours, Inspector Hymers advised that it was possibly related to the pandemic.

6.4 Police Service Board Report – May 2020

Inspector Hymers provided highlights of the May report, commenting on media releases for: prohibited weapons seized with link to the Outlaw Motorcycle Gang, a single vehicle collision, Canada Road Safety Week, ongoing trespassing issues and commercial vehicle inspections. He further commented that traffic volume was considerably down during April and there were 45 speeding charges.

6.5 Police Service Board Report – June 2020

Inspector Hymers presented the June report, advising that there were 178 cruiser patrol hours, 3 hours of motorcycle patrol hours and 4.5-foot patrol hours. The targeted releases for June focused on: stunt driving, reporting crimes online, drug impaired driver, Elder Abuse Awareness Day, lifesaving equipment and vehicle stolen with keys inside. Other items of note included: Canada Day enforcement, the 'Lock it or Lose it' program being

shut down during COVID since it is on a volunteer basis and an overview of other charges laid. There were 45 PON charges, of which, 31 were for speeding.

In response to Board questions, Inspector Hymers advised that there were Black Lives Matter protests in June in Tillsonburg and Ingersoll. No charges were laid.

6.6 Police Service Board Report – July 2020

Inspector Hymers provided an overview of the July Report and statistics, advising that there were 165.25 hours of cruiser patrol and 4 hours of foot patrol in the month. Inspector Hymers noted the targeted media releases for: the new online process to obtain criminal reference checks, impaired driving, dealing with wild animals, report of a wandering child and lack of compliance with the 2003 Move Over Law.

In response to questions, he advised that there is currently only one motorcycle officer trained because COVID has interfered with additional training. Inspector Hymers provided an overview of the various charges, highlighting the 70 speeding charges, commenting on the majority being on Main Street, Highway 59, Cornell Road and Oxford Road 13. Provincial Courts have been delayed due to COVID-19 and are now starting to get back on track.

There was Board discussion regarding; the correlation between the increase in traffic through the staged openings and speeding charges and changes to the way the COM Centre deals with 911 calls.

Vice Chair Vermeersch expressed gratitude to the OPP on behalf of the Police Service Board for all their work over the last few months during the pandemic. She also expressed concerns that employees are getting worn down and consideration needs to be given to mental health.

Resolution #3

Moved by Gerrit TenHove, seconded by Lori Vermeersch;

That the Police Service Board Reports for the months of February, March, April, May, June and July 2020, be received as information.

Carried

8. OTHER BUSINESS

8.1 Board Composition

In response to questions, Inspector Hymers advised that the new Police Service Act states that each detachment will be governed by one board, however, there is a provision that allows for a municipality to have their own board if they can prove need.

8.2 Future PSB Meetings

There was Board discussion regarding holding meetings in person versus electronically via teleconference or zoom and restrictions related to public meetings and social distancing. In response to questions, Ms. Armstrong advised that she would be contacting Board members two weeks prior to the next week to advise how that meeting will be held.

9. CLOSED SESSION

None

10. NEXT MEETING

October 21, 2020

11. ADJOURNMENT – 5:39 p.m.

Resolution #4

Moved by Gerrit Tenhove, seconded by Lori Vermeersch;

That this meeting does now adjourn.

Carried

THESE MINUTES ADOPTED BY WAY OF RESOLUTION NO. 2 AS APPROVED BY
THE TOWNSHIP OF NORWICH POLICE SERVICES BOARD AT ITS MEETING ON THE
21st DAY OF OCTOBER, 2020.

JOHN SCHOLTEN
CHAIR

KIMBERLEY ARMSTRONG
SECRETARY

Ontario
Provincial
Police

Police
provinciale
de l'Ontario



Municipal Policing Bureau
Bureau des services policiers des municipalités

777 Memorial Ave.
Orillia ON L3V 7V3

777, avenue Memorial
Orillia ON L3V 7V3

Tel: 705 329-6140
Fax: 705 330-4191

Tél. : 705 329-6140
Télééc.: 705 330-4191

File Reference:

612-20

September 28, 2020

Dear CAO/Treasurer,

Please find attached the OPP municipal policing 2021 Annual Billing Statement package.

This year's billing package includes a statement for the 2019 year-end reconciliation. The final cost adjustment calculated as a result of the 2019 annual reconciliation has been included as an adjustment to the amount being billed to the municipality during the 2021 calendar year.

The final reconciliation of the 2021 annual costs will be included in the 2023 Annual Billing Statement.

For more detailed information on the 2021 Annual Billing Statement package please refer to the resource material available on the internet, www.opp.ca/billingmodel. Further, the Municipal Policing Bureau will be hosting a webinar information session in November. An e-mail invitation will be forwarded to the municipality advising of the session date.

If you have questions about the Annual Billing Statement please e-mail OPP.MPB.Financial.Services.Unit@OPP.ca.

Yours truly,

A handwritten signature in black ink, appearing to read "Phil Whitton", with a long horizontal flourish extending to the right.

Phil Whitton
Superintendent
Commander,
Municipal Policing Bureau

OPP 2021 Annual Billing Statement

Norwich Tp

Estimated costs for the period January 1 to December 31, 2021

Please refer to www.opp.ca for 2021 Municipal Policing Billing General Information summary for further details.

			<u>Cost per Property \$</u>	<u>Total Cost \$</u>
Base Service	Property Counts			
	Household	4,063		
	Commercial and Industrial	267		
	Total Properties	<u>4,330</u>	177.48	768,471
Calls for Service	(see summaries)			
	Total all municipalities	168,336,779		
	Municipal portion	0.3553%	138.11	598,021
Overtime	(see notes)		8.71	37,694
Prisoner Transportation	(per property cost)		<u>2.11</u>	<u>9,136</u>
Total 2021 Estimated Cost			<u>326.40</u>	<u>1,413,322</u>
2019 Year-End Adjustment	(see summary)			5,403
Grand Total Billing for 2021				<u>1,418,725</u>
2021 Monthly Billing Amount				118,227

OPP 2021 Annual Billing Statement

Norwich Tp

Estimated costs for the period January 1 to December 31, 2021

Notes to Annual Billing Statement

- 1) Municipal Base Services and Calls for Service Costs - The costs allocated to municipalities are determined based on the costs assigned to detachment staff performing municipal policing activities across the province. A statistical analysis of activity in detachments is used to determine the municipal policing workload allocation of all detachment-based staff as well as the allocation of the municipal workload between base services and calls for service activity. For 2021 billing purposes the allocation of the municipal workload in detachments has been calculated to be 53.1 % Base Services and 46.9 % Calls for Service. The total 2021 Base Services and Calls for Service cost calculation is detailed on the Base Services and Calls for Service Cost Summary included in the municipal billing package.
- 2) Base Services - The cost to each municipality is determined by the number of properties in the municipality and the standard province-wide average cost per property of \$177.48 estimated for 2021. The number of municipal properties is determined based on MPAC data. The calculation of the standard province-wide base cost per property is detailed on Base Services and Calls for Service Cost Summary included in the municipal billing package.
- 3) Calls for Service - The municipality's Calls for Service cost is a proportionate share of the total cost of municipal calls for service costs calculated for the province. A municipality's proportionate share of the costs is based on weighted time standards applied to the historical calls for service. The municipality's total weighted time is calculated as a percentage of the total of all municipalities.
- 4) Overtime - Municipalities are billed for overtime resulting from occurrences in their geographic area and a portion of overtime that is not linked specifically to a municipality, such as training. Municipalities are not charged for overtime identified as a provincial responsibility. The overtime activity for the calendar years 2016, 2017, 2018 and 2019 has been analyzed and averaged to estimate the 2021 costs. The costs incorporate the 2021 salary rates and a discount to reflect overtime paid as time in lieu. The overtime costs incurred in servicing detachments for shift shortages have been allocated on a per property basis based on straight time. Please be advised that these costs will be reconciled to actual 2021 hours and salary rates and included in the 2023 Annual Billing Statement.
- 5) Court Security and Prisoner Transportation (CSPT) - Municipalities with court security responsibilities in local courthouses are billed court security costs based on the cost of the staff required to provide designated court security activities. 2021 costs have been based on 2019 security activity. Prisoner transportation costs are charged to all municipalities based on the standard province-wide per property cost. These costs will be reconciled to the actual cost of service required in 2021.

There was no information available about the status of 2021 Court Security Prisoner Transportation Grant Program at the time of the Annual Billing Statement preparation.
- 6) Year-end Adjustment - The 2019 adjustment accounts for the difference between the amount billed based on the estimated cost in the Annual Billing Statement and the reconciled cost in the Year-end Summary. The most significant year-end adjustments are resulting from the cost of actual versus estimated municipal requirements for overtime, contract enhancements and court security.

OPP 2021 Estimated Base Services and Calls for Service Cost Summary
For the period January 1 to December 31, 2021

Salaries and Benefits	Positions		Base \$/FTE	Total Base Services and Calls for Service	Base Services	Calls for Service
	FTE	%		\$	\$	\$
Uniform Members	Note 1					
Inspector	25.65	100.0	163,514	4,194,122	4,194,122	-
Staff Sergeant-Detachment Commander	10.64	100.0	146,750	1,561,415	1,561,415	-
Staff Sergeant	33.08	100.0	136,731	4,523,048	4,523,048	-
Sergeant	217.05	53.1	122,479	26,584,114	14,103,482	12,480,632
Constable	1,701.98	53.1	104,552	177,945,194	94,399,884	83,545,309
Part-Time Constable	6.55	53.1	83,335	545,844	289,172	256,672
Total Uniform Salaries	1,994.95		-	215,353,736	119,071,123	96,282,613
Statutory Holiday Payout			3,873	7,701,966	4,212,066	3,489,900
Shift Premiums			1,033	1,988,817.77	1,055,068	933,750
Uniform Benefits - Inspector			25.86%	1,084,600	1,084,600	-
Uniform Benefits - Full-Time Salaries			30.37%	63,963,402	34,800,324	29,163,078
Uniform Benefits - Part-Time Salaries			14.98%	81,767	43,318	38,449
Total Uniform Salaries & Benefits				290,174,290	160,266,499	129,907,791
Detachment Civilian Members	Note 1					
Detachment Administrative Clerk	173.80	53.1	66,104	11,488,895	6,094,799.27	5,394,096
Detachment Operations Clerk	1.88	53.1	63,248	118,905	63,248	55,658
Detachment Clerk - Typist	0.33	53.1	56,792	18,741	10,223	8,519
Court Officer	17.20	53.1	67,187	1,155,622	612,748	542,874
Crimestoppers Co-ordinator	0.80	53.1	62,084	49,667	26,075	23,592
Total Detachment Civilian Salaries	194.01			12,831,831	6,807,093	6,024,738
Civilian Benefits - Full-Time Salaries			29.53%	3,789,240	2,010,135	1,779,105
Total Detachment Civilian Salaries & Benefits				16,621,071	8,817,228	7,803,843
Support Costs - Salaries and Benefits	Note 2					
Communication Operators			6,940	13,844,953	7,570,777	6,274,176
Prisoner Guards			1,853	3,696,642	2,021,419	1,675,223
Operational Support			5,129	10,232,099	5,595,175	4,636,924
RHQ Municipal Support			2,647	5,280,633	2,887,586	2,393,047
Telephone Support			120	239,394	130,907	108,487
Office Automation Support			673	1,342,601	734,169	608,432
Mobile and Portable Radio Support			264	528,396	288,911	239,485
Total Support Staff Salaries and Benefits Costs				35,164,718	19,228,943	15,935,775
Total Salaries & Benefits				341,960,078	188,312,670	153,647,409
Other Direct Operating Expenses	Note 2					
Communication Centre			165	329,167	179,997	149,170
Operational Support			742	1,480,253	809,440	670,813
RHQ Municipal Support			148	295,253	161,452	133,801
Telephone			1,456	2,904,647	1,588,336	1,316,311
Mobile Radio Equipment Repairs & Maintenance			39	78,059	42,680	35,378
Office Automation - Uniform			2,603	5,192,855	2,839,587	2,353,268
Office Automation - Civilian			1,803	349,800	185,565	164,235
Vehicle Usage			8,294	16,546,115	9,047,842	7,498,274
Detachment Supplies & Equipment			502	1,001,465	547,627	453,838
Uniform & Equipment			2,102	4,207,153	2,300,345	1,906,808
Uniform & Equipment - Court Officer			925	15,910	8,436	7,474
Total Other Direct Operating Expenses				32,400,676	17,711,305	14,689,371
Total 2021 Municipal Base Services and Calls for Service Cost				\$ 374,360,754	\$ 206,023,975	\$ 168,336,779
Total OPP-Policed Municipal Properties					1,160,856	
Base Services Cost per Property					\$ 177.48	

OPP 2021 Estimated Base Services and Calls for Service Cost Summary
For the period January 1 to December 31, 2021.

Notes:

Total Base Services and Calls for Service Costs are based on the cost of salary, benefit, support and other direct operating expenses for staff providing policing services to municipalities. Staff is measured in full-time equivalent (FTE) units and the costs per FTE are described in the notes below.

- 1) Full-time equivalents (FTEs) are based on average municipal detachment staffing levels for the years 2016 through 2019. Contract enhancements, court security, prisoner transportation and cleaning staff are excluded.

The equivalent of 87.76 FTEs with a cost of \$14,900,558 has been excluded from municipal costs to reflect the average municipal detachment FTEs required for provincially-mandated responsibilities eligible for Provincial Service Usage credit.

Salary rates are based on weighted average rates for municipal detachment staff by rank, level and classification. The 2021 salaries incorporate the 2021 general salary rate increases set in the 2019 to 2022 OPPA Uniform and Civilian Collective Agreements, (uniform staff - 1.00% January 1 and 0.97% July 1, civilian staff (one 2021 increase) 1.0% January 1). The benefit rates are based on the most recent rates set by the Treasury Board Secretariat, (2020-21). Statutory Holiday Payouts, Shift Premiums, and Benefit costs are subject to reconciliation.

FTEs have been apportioned between Base Services and Calls for Service costs based on the current ratio, 53.1% Base Services : 46.9% Calls for Service.

- 2) Support Staff Costs and Other Direct Operating Expenses for uniform FTEs are calculated on a per FTE basis as per rates set in the 2020 Municipal Policing Cost-Recovery Formula.

OPP 2021 Calls for Service Billing Summary

Norwich Tp

Estimated costs for the period January 1 to December 31, 2021

Calls for Service Billing Workgroups	Calls for Service Count					2021 Average Time Standard	Total Weighted Time	% of Total Provincial Weighted Time	2021 Estimated Calls for Service Cost
	2016	2017	2018	2019	Four Year Average				
					A	B	C = A * B		
					Note 1			Note 2	Note 3
Drug Possession	5	5	11	2	6	6.5	37	0.0022%	3,776
Drugs	2	-	1	1	1	45.9	46	0.0028%	4,637
Operational	684	661	581	590	629	3.6	2,264	0.1359%	228,747
Operational 2	320	340	403	513	394	1.3	512	0.0307%	51,742
Other Criminal Code Violation	10	22	17	14	16	7.8	123	0.0074%	12,410
Property Crime Violations	165	191	222	239	204	6.5	1,328	0.0797%	134,115
Statutes & Acts	85	80	81	72	80	3.4	270	0.0162%	27,305
Traffic	210	153	157	185	176	3.4	599	0.0360%	60,536
Violent Criminal Code	47	33	57	48	46	16.0	740	0.0444%	74,754
Total	1,528	1,485	1,530	1,664	1,552		5,920	0.3553%	\$598,021
Provincial Totals	Note 4	364,578	368,157	391,030	429,951	388,429	1,666,390	100.0%	\$168,336,779

Notes to Calls for Service Billing Summary

- 1) Displayed without decimal places, exact numbers used in calculations
- 2) Displayed to four decimal places, nine decimal places used in calculations
- 3) Total costs rounded to zero decimals.
- 4) Provincial Totals exclude data for both municipal dissolutions and amalgamations

This page intentionally left blank

OPP 2021 Calls for Service Details

Norwich Tp

For the calendar years 2016 to 2019

Calls for Service Billing Workgroups	Calls for Service Count				Four Year Average
	2016	2017	2018	2019	
Grand Total	1,528	1,485	1,530	1,664	1,551.75
Drug Possession	5	5	11	2	5.75
DRUG Operation - Master Code	2	0	0	0	0.50
Drug Related Occurrence	2	2	9	2	3.75
Possession - Cannabis	0	2	1	0	0.75
Possession - Other Controlled Drugs and Substances Act	1	1	1	0	0.75
Drugs	2	0	1	1	1.00
Drug Operation - Commercial Grow Outdoor	0	0	1	0	0.25
Drug Operation - Residential Grow Outdoor	1	0	0	0	0.25
Production - Other Controlled Drugs & Substances	1	0	0	0	0.25
Trafficking - Other Controlled Drugs and Substances Act	0	0	0	1	0.25
Operational	684	661	581	590	629.00
Accident - non-MVC - Commercial	0	1	0	0	0.25
Accident - non-MVC - Construction Site	0	0	1	0	0.25
Accident - non-MVC - Industrial	0	0	2	0	0.50
Accident - Non-MVC - Others	3	3	0	0	1.50
Accident - non-MVC - Residential	1	0	1	0	0.50
Alarm - Master Code	1	0	0	0	0.25
Alarm - Others	6	5	4	2	4.25
Animal - Bite	3	6	0	1	2.50
Animal - Dog Owners Liability Act	5	1	6	1	3.25
Animal - Injured	10	7	3	14	8.50
Animal - Left in Vehicle	1	0	1	2	1.00
Animal - Master Code	2	0	0	0	0.50
Animal - Other	34	14	7	24	19.75
Animal - Rabid	4	2	0	2	2.00
Animal - Stray	10	11	5	14	10.00
Assist Fire Department	10	16	11	6	10.75
Assist Public	169	188	129	137	155.75
By-Law - Master Code	1	0	0	0	0.25
Child Neglect	1	0	0	0	0.25
Compassionate Message	0	1	0	0	0.25
Distressed / Overdue Motorist	0	0	1	1	0.50
Dogs By-Law	1	0	0	0	0.25
Domestic Disturbance	67	58	71	65	65.25
False Fire Alarm - Building	0	1	1	1	0.75
Family Dispute	50	48	54	45	49.25
Fire - Building	6	7	8	5	6.50
Fire - Other	5	5	3	3	4.00
Fire - Vehicle	5	7	3	4	4.75
Firearms (Discharge) By-Law	0	2	0	1	0.75
Fireworks By-Law	0	0	0	3	0.75
Found - Bicycles	4	5	3	2	3.50
Found - Computer, parts & accessories	1	0	0	0	0.25
Found - Gun	0	1	0	0	0.25

OPP 2021 Calls for Service Details

Norwich Tp

For the calendar years 2016 to 2019

Calls for Service Billing Workgroups	Calls for Service Count				Four Year Average
	2016	2017	2018	2019	
Found - Household Property	4	2	0	1	1.75
Found - Jewellery	0	0	1	0	0.25
Found - License Plate	2	0	0	1	0.75
Found - Machinery & Tools	0	0	1	0	0.25
Found - Others	2	5	2	3	3.00
Found - Personal Accessories	4	5	10	4	5.75
Found - Sporting Goods, Hobby Equip.	0	0	1	1	0.50
Found - Vehicle Accessories	0	0	0	1	0.25
Found Property - Master Code	8	1	1	2	3.00
Insecure Condition - Building	5	4	3	3	3.75
Insecure Condition - Others	0	0	1	0	0.25
Lost - Household Property	4	0	0	1	1.25
Lost - License Plate	1	5	7	2	3.75
Lost - Machinery & Tools	0	0	1	0	0.25
Lost - Others	5	4	5	3	4.25
Lost - Personal Accessories	4	6	5	1	4.00
Lost - Radio, TV, Sound-Reprod. Equip.	1	1	0	0	0.50
Lost - Vehicle Accessories	0	0	1	0	0.25
Lost Property - Master Code	4	4	3	4	3.75
Medical Assistance - Master Code	1	0	0	0	0.25
Medical Assistance - Other	2	3	3	0	2.00
Missing Person 12 & older	6	10	3	5	6.00
Missing Person Located 12 & older	5	6	0	4	3.75
Missing Person Located Under 12	1	1	0	1	0.75
Missing Person under 12	1	4	1	0	1.50
Neighbour Dispute	16	24	34	24	24.50
Noise By-Law	0	0	1	0	0.25
Noise Complaint - Animal	1	3	2	1	1.75
Noise Complaint - Master Code	0	0	1	7	2.00
Noise Complaint - Others	2	3	2	3	2.50
Noise Complaint - Residence	16	9	17	16	14.50
Noise Complaint - Vehicle	3	5	3	2	3.25
Other Municipal By-Laws	12	7	10	12	10.25
Phone - Master Code	0	0	1	0	0.25
Phone - Nuisance - No Charges Laid	13	4	7	9	8.25
Phone - Obscene - No Charges Laid	1	0	0	0	0.25
Phone - Other - No Charges Laid	5	5	2	2	3.50
Phone - Text-related incident	0	0	1	0	0.25
Phone - Threatening - No Charges Laid	1	3	0	2	1.50
Protest - Demonstration	0	1	2	0	0.75
Sudden Death - Accidental	1	0	0	0	0.25
Sudden Death - Natural Causes	8	6	9	7	7.50
Sudden Death - Others	1	3	1	2	1.75
Sudden Death - Suicide	1	0	2	1	1.00
Suspicious Package	1	0	0	0	0.25

OPP 2021 Calls for Service Details

Norwich Tp

For the calendar years 2016 to 2019

Calls for Service Billing Workgroups	Calls for Service Count				Four Year Average
	2016	2017	2018	2019	
Suspicious Person	41	45	37	58	45.25
Suspicious vehicle	53	46	57	46	50.50
Traffic By-Law	5	5	0	0	2.50
Trouble with Youth	27	29	12	11	19.75
Unwanted Persons	8	8	7	6	7.25
Vehicle Recovered - All Terrain Vehicles	1	0	2	0	0.75
Vehicle Recovered - Automobile	2	3	2	6	3.25
Vehicle Recovered - Other	0	2	2	1	1.25
Vehicle Recovered - Trucks	5	0	4	4	3.25
Operational 2	320	340	403	513	394.00
911 call - Dropped Cell	15	43	58	167	70.75
911 call / 911 hang up	158	136	176	165	158.75
911 hang up - Pocket Dial	11	17	42	51	30.25
False Alarm - Accidental Trip	47	26	25	13	27.75
False Alarm - Cancelled	20	20	25	15	20.00
False Alarm - Malfunction	33	42	30	11	29.00
False Alarm - Others	12	21	24	56	28.25
False Holdup Alarm - Accidental Trip	0	4	1	3	2.00
False Holdup Alarm - Malfunction	1	1	0	0	0.50
Keep the Peace	23	30	22	32	26.75
Other Criminal Code Violations	10	22	17	14	15.75
Animals - Cruelty	0	1	0	0	0.25
Animals - Kill or injure	0	0	1	1	0.50
Bail Violations - Fail To Appear	1	0	0	0	0.25
Bail Violations - Fail To Comply	2	8	6	3	4.75
Bail Violations - Others	0	2	0	0	0.50
Bail Violations - Promise To Appear	0	0	0	1	0.25
Breach of Probation	1	2	3	0	1.50
Child Pornography - Making or distributing	0	1	0	0	0.25
Contraband Tobacco	0	2	0	0	0.50
Counterfeit Money - Others	0	0	1	1	0.50
Disobey court order / Misconduct executing process	0	0	0	1	0.25
Disturb the Peace	2	3	2	3	2.50
Fail to Attend Court	0	1	0	0	0.25
Indecent acts - Master Code	0	0	1	0	0.25
Indecent acts - Other	1	0	0	1	0.50
Nudity - public/private property	0	0	1	0	0.25
Obstruct Public Peace Officer	0	1	0	0	0.25
Offensive Weapons - Other Weapons Offences	0	0	0	1	0.25
Perjury	1	0	0	0	0.25
Public Mischief - mislead peace officer	1	0	0	0	0.25
Public Morals	0	0	0	1	0.25
Trespass at Night	1	1	1	1	1.00
Utter Threats to injure animal	0	0	1	0	0.25
Property Crime Violations	165	191	222	239	204.25

OPP 2021 Calls for Service Details

Norwich Tp

For the calendar years 2016 to 2019

Calls for Service Billing Workgroups	Calls for Service Count				Four Year Average
	2016	2017	2018	2019	
Arson - Auto	0	2	0	0	0.50
Arson - Building	1	0	0	0	0.25
Break & Enter	37	37	22	40	34.00
Break & Enter - Firearms	0	1	1	0	0.50
Fraud - False Pretence Under \$5,000	0	0	1	0	0.25
Fraud - Fraud through mails	4	0	2	0	1.50
Fraud - Master Code	1	1	0	0	0.50
Fraud - Money/property/security Over \$5,000	1	3	5	2	2.75
Fraud - Money/property/security Under \$5,000	2	6	13	13	8.50
Fraud - Other	6	8	5	11	7.50
Fraud - Steal/Forge/Poss./Use Credit Card	0	1	2	1	1.00
Fraud - Transportation	0	0	1	0	0.25
Identity Fraud	1	1	0	0	0.50
Interfere with lawful use, enjoyment of property	0	1	1	0	0.50
Mischief - Master Code	38	44	38	50	42.50
Mischief Graffiti - Non-Gang Related	0	2	1	1	1.00
Personation with Intent (fraud)	0	1	0	0	0.25
Possession of Stolen Goods over \$5,000	1	0	0	1	0.50
Possession of Stolen Goods under \$5,000	0	0	1	0	0.25
Property Damage	6	7	9	5	6.75
Theft from Motor Vehicles Over \$5,000	0	1	0	1	0.50
Theft from Motor Vehicles Under \$5,000	13	19	29	26	21.75
Theft of - All Terrain Vehicles	1	3	1	2	1.75
Theft of - Automobile	2	5	4	6	4.25
Theft of - Farm Vehicles	0	1	0	0	0.25
Theft of - Motorcycles	1	0	0	2	0.75
Theft of - Trucks	4	8	8	11	7.75
Theft of Motor Vehicle	3	4	12	10	7.25
Theft Over \$,5000 - Construction Site	0	0	0	1	0.25
Theft Over \$5,000 - Boat (Vessel)	1	1	0	1	0.75
Theft Over \$5,000 - Farm Agricultural Livestock	0	0	1	0	0.25
Theft Over \$5,000 - Farm Equipment	0	1	1	0	0.50
Theft Over \$5,000 - Master Code	2	0	0	0	0.50
Theft Over \$5,000 - Other Theft	2	0	3	2	1.75
Theft Over \$5,000 - Persons	0	1	1	0	0.50
Theft Over \$5,000 - Trailers	0	1	5	4	2.50
Theft Over \$5,000 - Truck Load	0	0	0	1	0.25
Theft Under \$5,000 - Bicycles	0	2	2	0	1.00
Theft Under \$5,000 - Boat Motor	0	0	1	0	0.25
Theft Under \$5,000 - Building	2	0	0	1	0.75
Theft Under \$5,000 - Construction Site	2	0	3	2	1.75
Theft Under \$5,000 - Farm Agricultural Livestock	1	0	0	0	0.25
Theft Under \$5,000 - Farm Equipment	1	0	2	0	0.75
Theft Under \$5,000 - Gasoline Drive-off	0	2	18	11	7.75
Theft Under \$5,000 - Master Code	3	1	2	2	2.00

OPP 2021 Calls for Service Details

Norwich Tp

For the calendar years 2016 to 2019

Calls for Service Billing Workgroups	Calls for Service Count				Four Year Average
	2016	2017	2018	2019	
Theft Under \$5,000 - Other Theft	25	22	21	23	22.75
Theft Under \$5,000 - Persons	0	0	0	4	1.00
Theft Under \$5,000 - Trailers	0	1	4	0	1.25
Theft Under \$5,000 Shoplifting	3	3	1	3	2.50
Unlawful in a dwelling house	0	0	1	0	0.25
Willful act / Omission likely to cause mischief	1	0	0	2	0.75
Statutes & Acts	85	80	81	72	79.50
Custody Dispute	2	0	2	1	1.25
Landlord / Tenant	18	9	7	8	10.50
Mental Health Act	28	13	37	27	26.25
Mental Health Act - Attempt Suicide	2	4	2	4	3.00
Mental Health Act - No contact with Police	3	0	1	0	1.00
Mental Health Act - Placed on Form	0	5	2	2	2.25
Mental Health Act - Threat of Suicide	12	10	10	11	10.75
Mental Health Act - Voluntary Transport	2	3	6	5	4.00
Trespass To Property Act	17	36	14	14	20.25
Youth Criminal Justice Act (YCJA)	1	0	0	0	0.25
Traffic	210	153	157	185	176.25
MVC - Fatal (Motor Vehicle Collision)	0	1	0	1	0.50
MVC - Others (Motor Vehicle Collision)	1	2	4	2	2.25
MVC - Pers. Inj. Failed to Remain (Motor Vehicle Collision)	1	1	0	0	0.50
MVC - Personal Injury (Motor Vehicle Collision)	21	16	12	18	16.75
MVC - Prop. Dam. Failed to Remain (Motor Vehicle Collision)	11	7	7	12	9.25
MVC - Prop. Dam. Non Reportable (Motor Vehicle Collision)	50	43	43	33	42.25
MVC - Prop. Dam. Reportable (Motor Vehicle Collision)	126	82	91	119	104.50
MVC (Motor Vehicle Collision) - Master Code	0	1	0	0	0.25
Violent Criminal Code	47	33	57	48	46.25
Aggravated Assault - Level 3	0	0	0	1	0.25
Assault - Level 1	22	19	24	16	20.25
Assault Peace Officer with weapon OR cause bodily harm	0	0	1	0	0.25
Assault With Weapon or Causing Bodily Harm - Level 2	2	1	4	4	2.75
Criminal Harassment	3	3	6	4	4.00
Criminal Negligence Causing Death	1	0	0	0	0.25
Forcible confinement	0	1	0	2	0.75
Indecent / Harassing Communications	3	0	5	1	2.25
Invitation to Sexual Touching	0	0	1	0	0.25
Non-Consensual Distribution of Intimate Images	0	0	0	1	0.25
Other Criminal Code * against public order	1	0	0	0	0.25
Sexual Assault	3	7	5	5	5.00
Sexual Interference	1	1	4	2	2.00
Utter Threats - Master Code	0	0	1	1	0.50
Utter Threats to Person	11	1	6	11	7.25

This page intentionally left blank

OPP 2019 Reconciled Year-End Summary
Norwich Tp
 Reconciled cost for the period January 1 to December 31, 2019

			<u>Cost per Property \$</u>	<u>Total Cost \$</u>
Base Service	Property Counts			
	Household	3,950		
	Commercial and Industrial	<u>259</u>		
	Total Properties	<u><u>4,209</u></u>	191.43	805,721
Calls for Service				
	Total all municipalities	158,415,856		
	Municipal portion	0.3937%	148.18	623,706
Overtime			8.04	33,852
Prisoner Transportation	(per property cost)		<u>2.03</u>	<u>8,544</u>
Total 2019 Reconciled Cost			<u><u>349.68</u></u>	<u>1,471,823</u>
Year Over Year Variance (reconciled cost for the year is not subject to phase-in adjustment)				
2018 Reconciled Cost per Property			350.13	
2019 Reconciled Cost per Property (see above)			<u>349.68</u>	
Cost per Property Variance	Decrease		0.44	
2019 Billed Amount				<u>(1,466,420)</u>
2019 Year-End-Adjustment				<u><u>5,403</u></u>

Note

The Year-End Adjustment above is included as an adjustment on the 2021 Billing Statement. This amount is incorporated into the monthly invoice amount for 2021.

This page intentionally left blank

Ministry of the Solicitor General

Ministère du Solliciteur général



Public Safety Division

Division de la sécurité publique

25 Grosvenor St.
12th Floor
Toronto ON M7A 2H3

25 rue Grosvenor
12^e étage
Toronto ON M7A 2H3

Telephone: (416) 314-3377
Facsimile: (416) 314-4037

Téléphone: (416) 314-3377
Télécopieur: (416) 314-4037

MEMORANDUM TO: All Chiefs of Police and
Commissioner Thomas Carrique
Chairs, Police Services Boards

FROM: Richard Stubbings
Assistant Deputy Minister
Public Safety Division

SUBJECT: Inspector General of Policing

DATE OF ISSUE:	October 2, 2020
CLASSIFICATION:	General Information
RETENTION:	Indefinite
INDEX NO.:	20-0147
PRIORITY:	Normal

I am pleased to share with you that the Ontario government has appointed Devon Clunis as the province's first Inspector General of Policing. In this new role, Mr. Clunis will provide oversight of policing in Ontario. He will also be responsible to set up an Inspectorate of Policing which will work with the government and its partners to develop regulations under the *Community Safety and Policing Act, 2019* (CSPA). Mr. Clunis's appointment is effective October 13, 2020.

Devon Clunis joined the Winnipeg Police Service in 1987 and served in all areas of the service over the course of his career before being named to the role of Chief in 2012. As Chief of Police, Mr. Clunis led a transformational and cultural shift within the service that successfully modernized its model of policing from reactive and crime focused to a proactive community health and well-being model.

The inspectorate will operate at arms-length from government to provide independent policing oversight and ensure effective policing services are provided to every community in Ontario. The inspectorate will:

- Monitor and conduct inspections of police services to ensure compliance with the CSPA and its regulations once the CSPA is in force.
- Monitor and conduct inspections of police service boards to prevent police misconduct and impose measures where necessary.
- Investigate policing complaints related to the provision of adequate and effective policing services.



Oxford County



Police Services Board Report



September 2020

**Police Services Board Report for Norwich
2020/Sep**

Public Complaints	
Policy	0
Service	0
Conduct	1

Date information collected from Professional Standards Bureau Commander Reports: 2020-10-05

Data Source

Ontario Provincial Police, Professional Standards Bureau Commander Reports

- Includes all public policy, service and conduct complaints submitted to the Office of the Independent Police Review Director (OIPRD)

Secondary Employment

Daily Activity Reporting Patrol Hours	
Total Hours	2020/Sep
Number of Cruiser Patrol Hours	122.25
Number of Motorcycle Patrol Hours	0.00
Number of Marine Patrol Hours	0.00
Number of ATV Patrol Hours	0.00
Number of Snowmobile Patrol Hours	0.00
Number of Bicycle Patrol Hours	0.00
Number of Foot Patrol Hours	10.00
Number of School Patrol Hours	0.00

Data source (Daily Activity Reporting System) date: 2020/10/02

Staffing Updates	
Transfers:	Two members transferred out of Oxford

Detachment Initiatives	
Number of Targeted Media Releases:	Sept 1 - Lock Your Unattended Vehicle to Prevent Loss / Sept 1 - It's Back to School / Sept 4 - Break and Enter / Sept 10 - Motorcycle Stolen From Garage / Sept 21 - Police Record Checks Update / Sept 29 - Suspicious Activity Leads to Charges
Crime and Traffic Campaigns/Initiatives:	Labour Day Long Weekend (Sep 4 - 7)

Detachment: 6S - OXFORD

Location code(s): 6S00 - OXFORD

Area code(s): 6206 - Norwich (old association)

Report Generated on:

5-Oct-20 3:08:26 PM

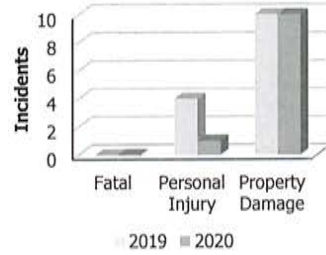
PP-CSC-Operational Planning-4300

Police Services Board Report for 'Norwich' Motor Vehicle Collisions

Records Management System

September 2020

Motor Vehicle Collisions by Type						
Incidents	September			Year to Date September		
	2019	2020	% Change	2019	2020	% Change
Fatal	0	0	N/C	1	1	0.0%
Personal Injury	4	1	-75.0%	24	19	-20.8%
Property Damage	10	10	0.0%	96	91	-5.2%
Total	14	11	-21.4%	121	111	-8.3%



Data contained within this report is dynamic in nature and numbers will change over time as the Ontario Provincial Police continue to investigate and solve crime.

Data Utilized

Niche RMS All Offence Level Business Intelligence Cube

Detachment: 6S - OXFORD

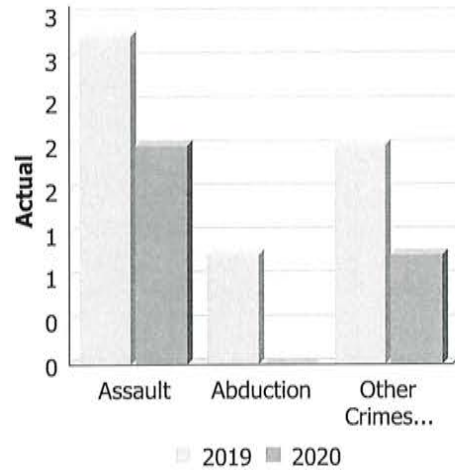
Area: Norwich

Data source date: 2020/10/05

Police Services Board Report for Norwich
Records Management System
September - 2020

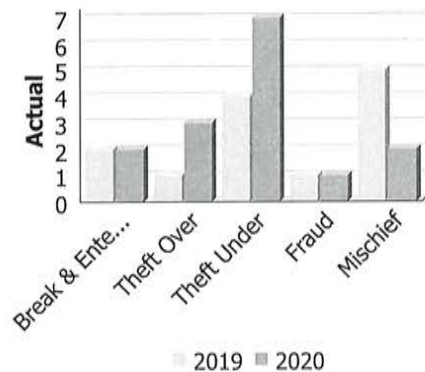
Violent Crime

Actual	September			Year to Date - September		
	2019	2020	% Change	2019	2020	% Change
Murder	0	0	--	0	0	--
Other Offences Causing Death	0	0	--	0	0	--
Attempted Murder	0	0	--	0	0	--
Sexual Assault	0	0	--	5	6	20.0%
Assault	3	2	-33.3%	16	14	-12.5%
Abduction	1	0	-100.0%	2	0	-100.0%
Robbery	0	0	--	0	0	--
Other Crimes Against a Person	2	1	-50.0%	12	7	-41.7%
Total	6	3	-50.0%	35	27	-22.9%



Property Crime

Actual	September			Year to Date - September		
	2019	2020	% Change	2019	2020	% Change
Arson	0	0	--	0	0	--
Break & Enter	2	2	0.0%	27	10	-63.0%
Theft Over	1	3	200.0%	32	21	-34.4%
Theft Under	4	7	75.0%	45	52	15.6%
Have Stolen Goods	0	0	--	0	2	--
Fraud	1	1	0.0%	20	13	-35.0%
Mischief	5	2	-60.0%	36	20	-44.4%
Total	13	15	15.4%	160	118	-26.2%



Drug Crime

Actual	September			Year to Date - September		
	2019	2020	% Change	2019	2020	% Change
Possession	0	0	--	0	2	--
Trafficking	0	0	--	1	0	-100.0%
Importation and Production	0	0	--	0	0	--
Total	0	0	--	1	2	100.0%

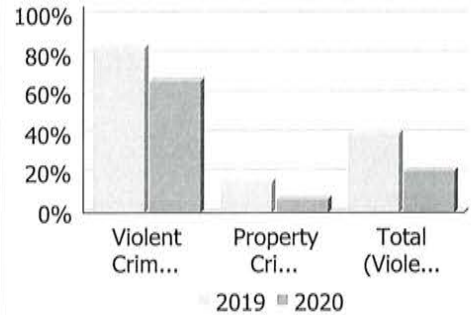


Detachment: 6S - OXFORD
Location code(s): 6S00 - OXFORD
Area code(s): 6206 - Norwich
Data source date:
 2020/10/03

Report Generated on:
 5-Oct-20 1:11:19 PM
 PP-CSC-Operational Planning-4300

Police Services Board Report for Norwich
Records Management System
September - 2020

Clearance Rate						
Clearance Rate	September			Year to Date - September		
	2019	2020	Difference	2019	2020	Difference
Violent Crime	83.3%	66.7%	-16.7%	62.9%	74.1%	11.2%
Property Crime	15.4%	6.7%	-8.7%	8.8%	6.8%	-2.0%
Drug Crime	--	--	--	100.0%	0.0%	-100.0%
Total (Violent, Property & Drug)	40.0%	21.0%	-19.0%	22.1%	22.2%	0.2%



Data contained within this report is dynamic in nature and numbers will change over time as the Ontario Provincial Police continue to investigate and solve crime.

Data Utilized

- Major Crimes
- Niche RMS All Offence Level Business Intelligence Cube

Detachment: 6S - OXFORD
Location code(s): 6S00 - OXFORD
Area code(s): 6206 - Norwich
Data source date:
 2020/10/03

Report Generated on:
 5-Oct-20 1:11:19 PM
 PP-CSC-Operational Planning-4300



Calls For Service (CFS) Billing Summary Report

Norwich
September - 2020

Billing Categories <i>(Billing categories below do not match traditional crime groupings)</i>	2020				2019			
	September	Year to Date	Time Standard	Year To Date Weighted Hours	September	Year to Date	Time Standard	Year To Date Weighted Hours
Violent Criminal Code	3	29	15.9	461.1	6	35	15.9	556.5
Property Crime Violations	15	115	6.8	782.0	14	179	6.8	1,217.2
Other Criminal Code Violations (Excluding traffic)	1	12	7.9	94.8	1	11	7.9	86.9
Drug Possession	3	7	6.4	44.8	1	2	6.4	12.8
Drugs	0	0		0.0	0	1	37.0	37.0
Statutes & Acts	9	52	3.3	171.6	7	52	3.3	171.6
Operational	35	388	3.6	1,396.8	36	459	3.6	1,652.4
Operational2	17	142	1.3	184.6	50	347	1.3	451.1
Traffic	15	130	3.4	442.0	17	117	3.4	397.8
Total	98	875		3,577.7	132	1,203		4,583.3

Note to Detachment Commanders:

- The content of each report is to be shared by the Detachment Commander only with the municipality for which it was generated. The municipality may treat this as a public document and distribute it as they wish.
- All data is sourced from the Niche RMS application. Included are 'reported' occurrences (actuals and unfounded occurrences) for 'billable' occurrences ONLY. Data is refreshed on a weekly basis.
- The Traffic category includes motor vehicle collision (MVC) occurrences entered into Niche (UCR code 8521). MVCs are NOT sourced from the eCRS application for this report.
- Only the primary violation is counted within an occurrence.
- Time standards displayed are for the 2017 billing period.

Note to Municipalities:

- Data contained within this report is dynamic in nature and numbers will change over time as the Ontario Provincial Police continues to investigate and solve crime.
- This report is NOT to be used for crime trend analysis as not all occurrences are included.
- Data groupings within this report do not match traditional crime groupings seen in other public reports such as the OPP Police Services Board reports or Statistics Canada reporting.

Norwich Police Services Board Report

September 2020

Provincial Offence Notices		
Charge	Monthly PON	PON Year to Date
Speeding	20	245
Roads with more than one speeding violation		
Oxford Road 13 (7), Highway 59 (6)		
Notes:		
Percentage of people charged from outside area:	85%	
Non Speeding Violations		
Moving Violations (Fail to Stop, Disobey Sign, Fail to Yield, Improper Turn, etc)	6	45
Non-moving Violations (Licence plate, Insurance, Valtag, etc)	6	48
Distracted Driving (Drive Handheld Device, Careless Driving, etc)	2	24
Other Provincial Offence Statutes (Trespass, Liquor, Cannabis, etc)	0	11
CMV (Half load, etc)	1	4
Seatbelt	0	3
Notes:		
Bylaw		
Parking	0	0
Other (Noise, other)	0	0
Totals	35	380



Coordinator: O.P.P. Constable Patti Cote
W.P.S. S/Pc Shaylyn Jackson
E-mail: oxfordcs@execulink.com
Web site: <http://www.oxfordcrimestoppers.com>

To: Board of Directors, Crime Stoppers of Oxford Inc.
Cc: Inspector Tony Hymers, Oxford OPP
Staff Sgt Jen Ormsby, Oxford OPP
Det/Sgt. Nathan Hergott, Woodstock PS

Monthly Statistics for September, 2020

35 Total Calls received this month.
27 Woodstock PS tips
8 OPP tips
0 Assigned/out to other Crime Stoppers programs or Agency
4 Not Assigned

STATS FOR OPP: TIPS RECEIVED PER ZONE

1 for Tillsonburg
3 for Ingersoll
0 for Zorra
3 for Norwich
0 for South-West Oxford
0 for East Zorra-Tavistock
1 for Blandford-Blenheim

Meetings/Events Attended This Month

September 8th – Monthly Meeting – via Zoom



Crime of the Week Reports

	Location	Crime	This month	YTD
OPP	Oxford	Break, Enters, Thefts and Mischiefs etc.	0	0
WPS	Woodstock	Break, Enters, Mischiefs	1	6

Awareness

Media Relations:

- Crime of the Week submissions sent to the local media outlets including print and television as well as social media which include our website

Fundraising:

Promotions:

Upcoming Events

Oct 13th- Monthly Meeting – via Zoom
 Nov 10th – Monthly Meeting



Co-coordinator: OPP Cst. Patti Cote, WPS S/Pc Shaylyn Jackson
 Chairperson: Mr. Glen Blair

Statistics

	This Month	YTD	SI (1991)
Tips Received	31	289	10,706
Arrests	0	5	2018
WPS Arrests	0	2	n/a
OPP Arrests	0	3	n/a
Other Arrests (Immigration)	0	0	0
Web Tips	20	166	1347 (2006)
In-House	7	28	1524 (2004)
Call Centre	12	102	2221 (2004)
E-Transfer	0	2	1351 (2004)
Cases Cleared			
Total Cleared	0	6	1,419
Total Charges Laid	0	16	2,744
WPS Charges	0	7	n/a
OPP Charges	0	9	n/a
Rewards Approved from previous month	0	5	1484
Property Recovered	0	5000	\$2,299,305
Narcotics recovered	0	0	\$7,399,799
		Total	\$9,699,104

Respectfully Submitted by
Patti Cote, Shaylyn Jackson
 Police Co-coordinator
 Crime Stoppers of Oxford
 Oxford County O.P.P./Woodstock Police Service



Oxford County



Police Services Board Report



August 2020

**Police Services Board Report for Norwich
2020/Aug**

Public Complaints	
Policy	0
Service	0
Conduct	0

Date information collected from Professional Standards Bureau Commander Reports: 2020-09-09

Data Source

Ontario Provincial Police, Professional Standards Bureau Commander Reports

- Includes all public policy, service and conduct complaints submitted to the Office of the Independent Police Review Director (OIPRD)

Secondary Employment

Daily Activity Reporting Patrol Hours	
Total Hours	2020/Aug
Number of Cruiser Patrol Hours	75.50
Number of Motorcycle Patrol Hours	0.00
Number of Marine Patrol Hours	0.00
Number of ATV Patrol Hours	0.00
Number of Snowmobile Patrol Hours	0.00
Number of Bicycle Patrol Hours	0.00
Number of Foot Patrol Hours	4.00
Number of School Patrol Hours	0.00

Data source (Daily Activity Reporting System) date: 2020/09/05

Staffing Updates

Detachment Initiatives	
Number of Targeted Media Releases:	Aug 4 - Excessive Speed and Alcohol is a Recipe for Disaster / Aug 4 - Police Attend Farm Accident - Person Taken to Hospital / Aug 6 - Road and Marine Fatalities Make for Tragic Civic Holiday Weekend / Aug 8 - Crash Sends 2 People to Hospital / Aug 11 - Traffic Delays Possible (OPP Advise Motorists to Prepare and Be Patient / Aug 26 - Reminder - Criminal Record Check Applications Moved to Online Only / Aug 31 - Call 911 if You Suspect an Overdose
Crime and Traffic Campaigns/Initiatives:	Civic Day Long Weekend (Jul 31-Aug 3)
Other:	Auxiliary: New Member

Detachment: 6S - OXFORD

Location code(s): 6S00 - OXFORD

Area code(s): 6206 - Norwich (old association)

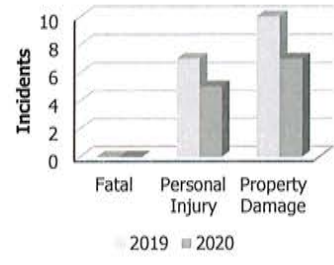
Report Generated on:

9-Sep-20 3:36:32 PM

PP-CSC-Operational Planning-4300

Police Services Board Report for 'Norwich' Motor Vehicle Collisions
Records Management System
August 2020

Motor Vehicle Collisions by Type						
Incidents	August			Year to Date August		
	2019	2020	% Change	2019	2020	% Change
Fatal	0	0	N/C	1	1	0.0%
Personal Injury	7	5	-28.6%	20	18	-10.0%
Property Damage	10	7	-30.0%	86	81	-5.8%
Total	17	12	-29.4%	107	100	-6.5%



Data contained within this report is dynamic in nature and numbers will change over time as the Ontario Provincial Police continue to investigate and solve crime.

Data Utilized

Niche RMS All Offence Level Business Intelligence Cube

Detachment: 6S - OXFORD

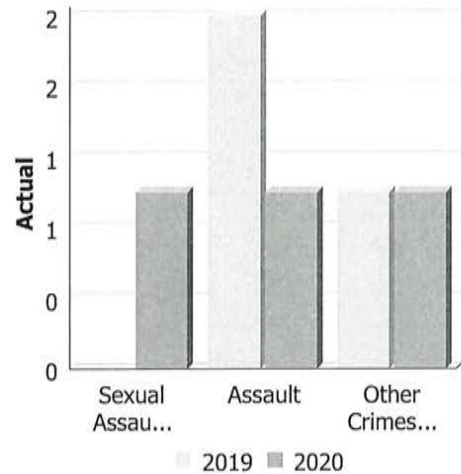
Area: Norwich

Data source date: 2020/09/09

Police Services Board Report for Norwich
Records Management System
August - 2020

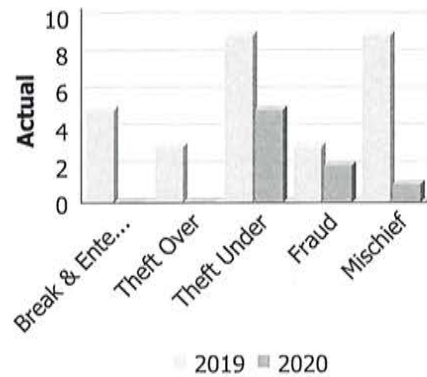
Violent Crime

Actual	August			Year to Date - August		
	2019	2020	% Change	2019	2020	% Change
Murder	0	0	--	0	0	--
Other Offences Causing Death	0	0	--	0	0	--
Attempted Murder	0	0	--	0	0	--
Sexual Assault	0	1	--	5	5	0.0%
Assault	2	1	-50.0%	13	12	-7.7%
Abduction	0	0	--	1	0	-100.0%
Robbery	0	0	--	0	0	--
Other Crimes Against a Person	1	1	0.0%	10	5	-50.0%
Total	3	3	0.0%	29	22	-24.1%



Property Crime

Actual	August			Year to Date - August		
	2019	2020	% Change	2019	2020	% Change
Arson	0	0	--	0	0	--
Break & Enter	5	0	-100.0%	25	8	-68.0%
Theft Over	3	0	-100.0%	31	17	-45.2%
Theft Under	9	5	-44.4%	41	46	12.2%
Have Stolen Goods	0	0	--	0	2	--
Fraud	3	2	-33.3%	19	12	-36.8%
Mischief	9	1	-88.9%	31	17	-45.2%
Total	29	8	-72.4%	147	102	-30.6%



Drug Crime

Actual	August			Year to Date - August		
	2019	2020	% Change	2019	2020	% Change
Possession	0	0	--	0	2	--
Trafficking	0	0	--	1	0	-100.0%
Importation and Production	0	0	--	0	0	--
Total	0	0	--	1	2	100.0%

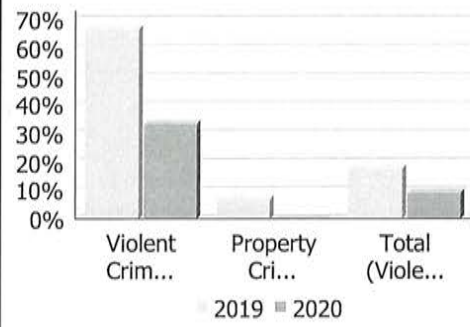


Detachment: 6S - OXFORD
Location code(s): 6S00 - OXFORD
Area code(s): 6206 - Norwich
Data source date:
 2020/09/05

Report Generated on:
 9-Sep-20 1:12:43 PM
 PP-CSC-Operational Planning-4300

**Police Services Board Report for Norwich
Records Management System
August - 2020**

Clearance Rate						
Clearance Rate	August			Year to Date - August		
	2019	2020	Difference	2019	2020	Difference
Violent Crime	66.7%	33.3%	-33.3%	58.6%	86.4%	27.7%
Property Crime	6.9%	0.0%	-6.9%	8.2%	5.9%	-2.3%
Drug Crime	--	--	--	100.0%	0.0%	-100.0%
Total (Violent, Property & Drug)	17.6%	9.1%	-8.6%	20.1%	22.9%	2.8%



Data contained within this report is dynamic in nature and numbers will change over time as the Ontario Provincial Police continue to investigate and solve crime.

Data Utilized

- Major Crimes
- Niche RMS All Offence Level Business Intelligence Cube

Detachment: 6S - OXFORD
Location code(s): 6S00 - OXFORD
Area code(s): 6206 - Norwich
Data source date:
 2020/09/05

Report Generated on:
 9-Sep-20 1:12:43 PM
 PP-CSC-Operational Planning-4300

Norwich Police Services Board Report

August 2020

Provincial Offence Notices		
Charge	Monthly PON	PON Year to Date
Speeding	18	225
Roads with more than one speeding violation		
<i>Oxford Road 13 (5), Highway 59 (5), Main Street West (2), Muir Line (2)</i>		
Notes:		
<i>Percentage of people charged from outside area:</i>	72%	
Non Speeding Violations		
Moving Violations (Fail to Stop, Disobey Sign, Fail to Yield, Improper Turn, etc)	2	39
Non-moving Violations (Licence plate, Insurance, Valtag, etc)	0	42
Distracted Driving (Drive Handheld Device, Careless Driving, etc)	2	22
Other Provincial Offence Statutes (Trespass, Liquor, Cannabis, etc)	0	11
CMV (Half load, etc)	2	3
Seatbelt	1	3
Notes:		
Bylaw		
Parking	0	0
Other (Noise, other)	0	0
Totals	25	345



Calls For Service (CFS) Billing Summary Report

Norwich
August - 2020

Billing Categories <i>(Billing categories below do not match traditional crime groupings)</i>	2020				2019			
	August	Year to Date	Time Standard	Year To Date Weighted Hours	August	Year to Date	Time Standard	Year To Date Weighted Hours
Violent Criminal Code	3	24	15.9	381.6	3	29	15.9	461.1
Property Crime Violations	4	99	6.8	673.2	30	165	6.8	1,122.0
Other Criminal Code Violations (Excluding traffic)	0	11	7.9	86.9	2	10	7.9	79.0
Drug Possession	0	4	6.4	25.6	0	1	6.4	6.4
Drugs	0	0		0.0	0	1	37.0	37.0
Statutes & Acts	3	43	3.3	141.9	5	45	3.3	148.5
Operational	28	351	3.6	1,263.6	52	423	3.6	1,522.8
Operational2	16	125	1.3	162.5	55	297	1.3	386.1
Traffic	12	114	3.4	387.6	16	100	3.4	340.0
Total	66	771		3,122.9	163	1,071		4,102.9

Note to Detachment Commanders:

- The content of each report is to be shared by the Detachment Commander only with the municipality for which it was generated. The municipality may treat this as a public document and distribute it as they wish.
- All data is sourced from the Niche RMS application. Included are 'reported' occurrences (actuals and unfounded occurrences) for 'billable' occurrences ONLY. Data is refreshed on a weekly basis.
- The Traffic category includes motor vehicle collision (MVC) occurrences entered into Niche (UCR code 8521). MVCs are NOT sourced from the eCRS application for this report.
- Only the primary violation is counted within an occurrence.
- Time standards displayed are for the 2017 billing period.

Note to Municipalities:

- Data contained within this report is dynamic in nature and numbers will change over time as the Ontario Provincial Police continues to investigate and solve crime.
- This report is NOT to be used for crime trend analysis as not all occurrences are included.
- Data groupings within this report do not match traditional crime groupings seen in other public reports such as the OPP Police Services Board reports or Statistics Canada reporting.



Coordinator: O.P.P. Constable Patti Cote
W.P.S. S/Pc Shaylyn Jackson
E-mail: oxfordcs@execulink.com
Web site: <http://www.oxfordcrimestoppers.com>

To: Board of Directors, Crime Stoppers of Oxford Inc.
Cc: Inspector Tony Hymers, Oxford OPP
Staff Sgt Jen Ormsby, Oxford OPP
Det/Sgt. Nathan Hergott, Woodstock PS

Monthly Statistics for August, 2020

31 Total Calls received this month.
13 Woodstock PS tips
17 OPP tips
0 Assigned/out to other Crime Stoppers programs or Agency
1 Not Assigned

STATS FOR OPP: TIPS RECEIVED PER ZONE

8 for Tillsonburg
4 for Ingersoll
0 for Zorra
3 for Norwich
2 for South-West Oxford
0 for East Zorra-Tavistock
0 for Blandford-Blenheim

Meetings/Events Attended This Month

August 11 – Monthly Meeting – via Zoom
August 27 – Co-ordinator’s Training- via Zoom, OACS AGM via Zoom



Crime of the Week Reports

	Location	Crime	This month	YTD
OPP	Oxford	Break, Enters, Thefts and Mischiefs etc.	0	0
WPS	Woodstock	Break, Enters, Mischiefs	1	5

Awareness

Media Relations:

- Crime of the Week submissions sent to the local media outlets including print and television as well as social media which include our website

Fundraising:

Promotions:

Upcoming Events

Sept 8- Monthly Meeting – via Zoom



Co-coordinator: OPP Cst. Patti Cote, WPS S/Pc Shaylyn Jackson
 Chairperson: Mr. Glen Blair

Statistics

	This Month	YTD	SI (1991)
Tips Received	31	254	10,671
Arrests	0	5	2018
WPS Arrests	0	2	n/a
OPP Arrests	0	3	n/a
Other Arrests (Immigration)	0	0	0
Web Tips	16	146	1327 (2006)
In-House	3	21	1517 (2004)
Call Centre	17	90	2209 (2004)
E-Transfer	0	2	1351 (2004)
Cases Cleared			
Total Cleared	0	6	1,419
Total Charges Laid	0	16	2,744
WPS Charges	0	7	n/a
OPP Charges	0	9	n/a
Rewards Approved from previous month	0	5	1484
Property Recovered	0	5000	\$2,299,305
Narcotics recovered	0	0	\$7,399,799
		Total	\$9,699,104

Respectfully Submitted by
Patti Cote, Shaylyn Jackson
 Police Co-coordinator
 Crime Stoppers of Oxford
 Oxford County O.P.P./Woodstock Police Service