

**Township of Norwich**  
**POLICE SERVICES BOARD**

Wednesday June 17, 2020

5:00 p.m. Teleconference

**AGENDA**

**Teleconference Details:**

**Dial 519-456-3600**

**Enter Access Code: 364796#**

1. CALL TO ORDER
2. DISCLOSURE OF PECUNIARY INTEREST
3. APPROVAL OF PREVIOUS MEETING MINUTES  
February 19, 2020
  - Errors or Omissions
  - Business arising from the minutes
4. PRESENTATIONS / DEPUTATIONS  
None
5. CORRESPONDENCE
  - 5.1 Ontario Association of Police Service Boards  
Re: Meeting Minutes – February 18, 2020
  - 5.2 Ontario Provincial Police  
Re: 2021 Municipal Policing Billing Statement Property Count  
Re: Recent Protest Activity
  - 5.3 Ministry of the Solicitor General  
Re: 2019-20 – 2021-22 Community Safety and Policing Grant – Local Priorities Funding Stream:  
2019-20 Second Installment Cheque
6. REPORTS and GENERAL BUSINESS
  - 6.1 Police Service Board Report – February 2020
  - 6.2 Police Service Board Report – March 2020
  - 6.3 Police Service Board Report – April 2020
7. OTHER BUSINESS  
None
8. CLOSED SESSION  
None
9. NEXT MEETING  
August 19, 2020

10. ADJOURNMENT

## **OAPSB ZONE 4 MEETING MINUTES**

### **ITEMS CONSIDERED IN-CAMERA**

**Date of Meeting:** Tuesday, February 18, 2020

**Time of Meeting:** 8:45 am

**Location of Meeting:** Halton Regional Police Service - Headquarters  
2485 North Service Road West, Oakville, ON

**Attendees:** See Appendix "A" (attached)

*(Joint meeting with OACP)*

- (i). **Call to Order**  
The meeting commenced at 9:01 am.
- (ii). **Greetings**  
Woodstock Chief of Police Daryl Longworth, OACP Zone 4 Director; and Halton Police Services Board Chair Rob Burton; welcomed members to the meeting.
- (iii). **Presentations**

#### **Retail Theft Strategy**

Inspector Bob Gourley, Halton Regional Police Service, gave an interesting presentation on the Retail Theft Strategy. He highlighted the success of the program since it was introduced in the Halton Region in June 2019. He explained what police traditionally do and how things have changed and outlined incidents that represent the larger trend. Retail theft costs Canadian businesses \$5 billion per year according to the Retail Council of Canada and this translates into higher average prices for the consumer. Through a combination of working with loss prevention officers, sharing information and centralizing police reporting and regularly publicizing offenders, the Halton Region has seen a dramatic decrease in reports and an increase in the crime clearance rate.

#### **OACP - Constable Selection System**

Mr. Jeff McGuire, Executive Director, OACP spoke about the new OACP Constable Selection System (CSS). Effective January 1, 2020, all applicants will be screened under a new testing system. The new process was developed with TNT Consulting and Dr. Frank Trovato and Vice-President, Letizia Trovato, were in attendance and provided an outline of the changes made. The new OACP Certificate and CSS is designed to address barriers to potential recruits and be more accessible and affordable than the previous selection system since it offers on-line convenience to potential recruits while being sensitive to the needs of candidates in different parts of Ontario.

- (iv). **Ministry – Policing Services Advisor Report**  
Mr. Duane Sprague, Policing Services Advisor for the Ministry of the Solicitor General, provided the Ministry Zone 4 Update, a copy of which is attached as Appendix "B".

*(OAPSB Board Members' Only Meeting)*

- 1. **Welcome and Introductions**  
Chair Silverthorn called the meeting to order and offered words of welcome followed by the introduction of all attendees.
- 2. **Minutes of Previous Meeting**  
Minutes of the OAPSB Zone 4 meeting held Tuesday, September 24, 2019.

Moved by: H. D'Angela  
Seconded by: K. Gansel

**That the Minutes of the OAPSB Zone 4 meeting held Tuesday, September 24, 2019 be adopted as circulated.**

**Carried.**

**3. Business Arising from Last Meeting**

**Community Safety and Policing Act, 2019 – Supporting Regulations**

In response to the motion passed at the September 24, 2019 meeting, the OAPSB Executive Director, Fred Kaustinen, provided a presentation and written update on the development of the new regulations under the *Community Safety and Policing Act (CSPA)*.

Mr. Kaustinen provided a historical outline of the regulation development process, which dates back to 2011. The sequencing of regulatory development will take place in three phases. During the first phase, he identified key areas of interest that the government will focus on, including the Code of Conduct for Board Members, Special Constable Framework, the required Adequacy and Effectiveness Standards, and the Delivery of Policing. Phase two will include OPP Detachment Boards, OPP billing, and the Ontario Police Arbitration and Adjudication Commission. Phase three will include comprehensive training for Board members. Other regulations currently under development are Police Officer Code of Conduct, General Patrol Standard, and General Investigation Standard. There will also be Board Performance Standards for major undertakings such as Strategic Planning, policies for the efficiency and effectiveness of police service, hire Chief/Detachment Commander, evaluate Chief/Detachment Commander, mandate for bargaining, and budget.

With respect to Board training, there will be legislated training that promotes the recognition of and respect for the diverse, multiracial and multicultural character of Ontario society, and the rights and culture of First Nation, Inuit and Metis Peoples, which will be developed and provided on-line. There will also be legislated training on the Board's role and Board member responsibilities. Further, a competency-based government education component will be developed for municipal, First Nations and OPP Board members, and this will be developed by the OAPSB in partnership with post-education institution, in accordance with Institute of Public Safety authorization, and accredited. Collective training for Boards will be provided at PSB locations in the form of practical exercises such as strategic planning, police chief evaluation, possibly with on-site or on-line coaching/evaluation. Board training will be conducted as experiential, interactive adult education format, and teach how best to govern, not just the rules of governing. There will be a combination of on-line, distributed, classroom and boardroom sessions and police chiefs will be asked to participate in some portions. There may also be additional training for Board Chair and/or potential Chairs and the all training provided will be formal accreditation.

**4. Zone 4 Financial Report – 2019 Year-End Statement of Operations**

The bank balance as at December 31, 2019 is \$1,500.99. To date, five Police Services Boards have paid their 2020 membership dues and there has been no additional revenue or expenditures since the last reporting period. Boards were reminded that membership fees are due by February 29, 2020.

Moved by: B. Corbett  
Seconded by: B. Rudy

**That the Zone 4 Financial Report be accepted.**

**Carried.**

5. OAPSB Director's Reports

(i) Zone 4 Director – OAPSB

Mr. Gansel provided an update on the OAPSB Board of Directors activities. Since the last reporting period, he attended three meetings: OAPSB Board of Directors meeting on November 28, 2019, OMERS Year-end Update on December 9, 2019, Strategic Planning session on January 29, 2020. At the last Directors meeting, he was asked to provide comments from the Zone 4 Boards with respect to the new mission and vision statements of the OAPSB, as follows:

**NEW Mission:** *To equip Police Service Boards to govern effectively by providing advocacy, expertise, and training.*

**NEW Vision:** *That all police boards are fully trained and high performing in accordance with the legislation.*

An email will be sent to all Zone 4 members requesting input in identifying our values. The OAPSB President has asked that Zone 4 be canvassed for their views. The 2018 Plan identifies the following values: diversity, fairness, inclusiveness, transparency, representativeness, innovation, safety for all, and collaboration. Zone 4 members are asked to respond to the following questions:

1. Are any of the values identified in the 2018 plan NOT central to what is OAPSB?
2. Are there any key OAPSB values that are missing from the 2018 list?
3. In your opinion, what are the top five (5) OAPSB values?

The response can be sent directly to Mr. Gansel by email at [ken@gansel.net](mailto:ken@gansel.net) or by phone at 905-468-4010 before February 21, 2020.

(ii) Zone 4 Director – Section 10, OPP Contract South

The Section 10 Director, OPP Contract South was not at the meeting. A further update will be provided at the next meeting.

6. New Business

(i) Election of OAPSB Board of Director for Zone 4

In accordance with the OAPSB By-law and Zone 4 Constitutional By-law (Article 6.1), a Board Member representing the Zone to serve on the Board of Directors for the OAPSB shall be elected at a Zone meeting held no less than 45 days prior to the OAPSB Annual Meeting. To meet this requirement, the OAPSB has requested the Zone 4 nomination be filled by April 1, 2020. Chair Silverthorn called for nominations for the position of OAPSB Director:

Moved by: R. Burton  
Seconded by: D. MacVicar

**That Ken Gansel be nominated for the position of OAPSB Director.**

**Carried.**

Mr. Gansel agreed to let his name stand. There being no further nominations, the following motion was passed:

Moved by: R. Burton  
Seconded by: D. Eke

**That Ken Gansel be elected Director of the Ontario Association of Police Services Boards (OAPSB) Zone 4 for 2020/2021.**

**Carried.**

**(ii) OAPSB 2020 Spring Conference Sponsorship**

Ms. Deb Reid advised that notification has been received by email from the President of the OAPSB, Mr. Phil Huck, requesting a donation to support the OAPSB 2020 Spring Conference and Annual General Meeting. Zone 4 has supported this conference and last year sponsored at the Silver sponsorship level in the amount of \$1,000. This will sponsor a coffee break session and Zone 4 will be recognized in the conference program, on the OAPSB website and its logo will be added to sign and digital presentations at the conference.

Moved by: R. Burton  
Seconded by: D. MacVicar

**That Zone 4 authorize a donation at the Silver level in the amount of \$1,000 to the OAPSB in support of its 2020 Spring Conference and Annual General Meeting.**

**Carried.**

**7. Questions/Comments/Concerns**

Mr. Corbett, Chair, Haldimand County Police Services Board, raised a number of questions about growing concerns in his community over medicinal cannabis production, the increase in 911 false alarm calls, the decrease in POA traffic enforcement, and the definition of adequate and effective policing in the OPP deployment model. He was asked to provide Fred Kaustinen, OAPSB Executive Director, with communication outlining the concerns so they can be addressed.

Mr. Duane Sprague, Policing Services Advisor, Ministry of the Solicitor General, highlighted three items from his Ministry Zone 4 Update Report, as follows:

- CSPA Regulations – Anticipates that the timeline for completion of regulations to fully implement the Act (proclamation) will likely be sometime from June – December 2021.
- Major Case Management Inspector Reports – Ministry has received a Freedom of Information (FOI) request for all MCM Inspection Reports. The Ministry is canvassing each Police Service to inform of the request and to-date there have been no concerns with the release of this information.
- Attendance at 'Big 12' PSB Meetings – Notice was provided that Policing Services Advisors have been instructed by the Deputy Minister to attend all 'Big 12' Police Services Board meetings as part of their regular monitoring function and will be looking to see if any information is discussed about the CSPA regulations.

**8. Next Meeting – 2020 Meeting Dates (Locations TBD)**

Wednesday, May 13, 2020 – Hamilton Police Services Board  
Wednesday, September 30, 2020 – Norfolk County OPP

**9. Adjournment**

The meeting adjourned at 12:16 pm.

List of Attendees

<b>Police Services Board/Organization</b>	<b>Participant Name</b>
<b>Blandford-Blenheim Police Services Board</b>	N/A
<b>County of Brant</b>	Marty Verhey, Member
<b>Brantford Police Services Board</b>	N/A
<b>East Zorra-Tavistock Police Services Board</b>	Bob Rudy, Chair
<b>Haldimand County Police Services Board</b>	Bernie Corbett, Chair Brian Haggith, Vice-Chair
<b>Halton Police Services Board</b>	Mayor Rob Burton, Chair Curt Allen, Member Donald Foster, Member Fred Kaustinen, Strategic Advisor
<b>Hamilton Police Service</b>	Donald MacVicar, Member
<b>Ingersoll Police Services Board</b>	N/A
<b>Ministry of the Solicitor General</b>	Duane Sprague, Policing Service Advisor
<b>OAPSB/Section 10 Director</b>	N/A
<b>Niagara Police Services Board</b>	Ken Gansel, Chair Bill Steele, Vice-Chair Henry D'Angela, Member Dave Eke, Member Deb Reid, Executive Director
<b>Norfolk County Police Services Board</b>	N/A
<b>Norwich Police Services Board</b>	N/A
<b>Six Nations</b>	N/A
<b>Tillsonburg Police Services Board</b>	N/A
<b>Woodstock Police Services Board</b>	Mary Anne Silverthorn, Chair Balwant Rai, Member Ken Whiteford, Member

Ontario  
Provincial  
Police

Police  
provinciale  
de l'Ontario



Municipal Policing Bureau  
Bureau des services policiers des municipalités

777 Memorial Ave.  
Orillia ON L3V 7V3

777, ave Memorial  
Orillia (ON) L3V 7V3

Tel: (705) 329-6200

Fax: (705) 330-4191

File number/Référence: 4000- GOV

April 26, 2020

The Township of Norwich  
285767 Airport Road  
Norwich, ON N0J 1P0

Dear Chief Administrative Officer:

**Re: 2021 Municipal Policing Billing Statement Property Count**

Please find below The Township of Norwich property count provided to the OPP by the Municipal Property Assessment Corporation (MPAC).

The property count data is based on the requirements defined in O. Reg. 267/14 of the Police Services Act (PSA). The counts are based upon the 2019 Assessment Roll data delivered by MPAC to municipalities for the 2020 tax year. The property counts will be used by the OPP to help determine the 2021 municipal policing service Annual Billing Statement.

Municipality	Household	Commercial & Industrial	Property Count
The Township of Norwich	4063	267	4330

The Household count is reflected in your 2019 Year-end Analysis Report 5 (Household count) which you receive annually from MPAC, with adjustments to exclude Canadian Force Base (CFB) counts and timeshare units. The Commercial and Industrial counts reflect properties having the designated Realty Tax Class and Realty Tax Qualifiers (RTC/RTQ). Please find the details on <http://www.opp.ca/billingmodel> (search for Property Count Description document).

Please review the count for your municipality and if you have any questions or concerns, please contact your local MPAC Account Manager, Municipal and Stakeholder Relations within 60 days from the issue date on this letter.

Any error in the 2019 year end municipal property count determined as a result of your review, will be confirmed through MPAC and your 2021 municipal billing may be adjusted for the applicable changes.

Yours truly,

T.A. (Bert) McDonald, A/Superintendent  
A/ Bureau Commander,  
Municipal Policing Bureau





*Thomas Carrique*

*Commissioner Le Commissaire*

File #: OPP-7900

June 4, 2020

**MEMORANDUM TO:**

**ALL MEMBERS**

**Re: Recent Protest Activity**

The unjustified and criminal acts that led to the death of Mr. George Floyd have caused the public to question its trust and confidence in our profession. There are members within the Ontario Provincial Police (OPP) and the communities we provide policing services to who are hurting, and feeling frustrated and outraged. It is important for us as an organization to have the courage to openly discuss these types of incidents in a respectful, compassionate and professional manner. It has become clear that in order to maintain the trust and confidence of our communities, and in support of our members, we must not only speak out against racist behaviour, but listen to what Ontarians are telling us and ensure that our actions align with our words by exemplifying our values of interacting with respect, compassion and fairness – something I believe our members do every day.

Over the course of the last few days, we have witnessed anti-racism demonstrations expanding from urban centres to jurisdictions policed by the OPP, and we are reminded of our responsibility and duty to respect the right of everyone to freedom of expression and peaceful assembly. Our role is to ensure public safety and to keep the peace. In many of these instances, the OPP Provincial Liaison Team will work with groups to provide a safe and peaceful opportunity for demonstrators to exercise their constitutional rights.

This is a unique time in which the rights of freedom of expression and movement must be considered against the current public health recommendations of physical distancing and the emergency orders in the province. Our primary duty is to preserve the peace, maintain public safety and investigate unlawful activity. Members should use their discretion and judgement to consider all circumstances and balance it against the rights of the public to peacefully demonstrate.

**Recent Protest Activity**

Page two

In closing, I wish to reiterate again that racism and racial discrimination have no place in policing. The event that occurred in Minneapolis with George Floyd was unconscionable and unacceptable. There should never be any doubt that the OPP stands only for our values and equal respect for all. This is an opportunity to be mindful of our biases and work towards a truly inclusive, authentic workplace and community with equal freedoms and treatment for all.



Thomas Carrique, M.O.M.

- c: Provincial Commanders  
President, Commissioned Officers' Association  
President, Ontario Provincial Police Association  
President, Civilian Association of Managers and Specialists

Ministry of the Solicitor  
General

Ministère du Solliciteur général



External Relations Branch

Direction des relations extérieures

25 Grosvenor St.  
12<sup>th</sup> Floor  
Toronto ON M7A 2H3

25 rue Grosvenor  
12<sup>e</sup> étage  
Toronto ON M7A 2H3

RECEIVED MAY 05 2020

April 24, 2020

John Scholten  
Chair  
Norwich Police Services Board  
285767 Airport Road  
Norwich, ON N0J 1P0

**Re: 2019-20 – 2021-22 Community Safety and Policing Grant – Local Priorities  
Funding Stream: 2019-20 Second Installment Cheque**

---

Dear John Scholten,

Please find enclosed a cheque in the amount of \$5,625.00 representing the second installment of your 2019-20 allocation under the 2019-20 – 2021-22 Community Safety and Policing Grant – Local Priorities Funding Stream, as outlined in Schedule E of your agreement.

Thank you for your support and participation in this valuable initiative. Should you have any questions about the grant funding, please feel free to contact James Lee, Community Safety Analyst, at (416) 325-6039 or Tiana Biordi, Community Safety Analyst, at (416) 326-9355.

Sincerely,

Emily Jefferson  
A/Manager  
Program Development Section  
External Relations Branch

Enclosure



# Oxford County



## Police Services Board Report



February 2020

**Police Services Board Report for Norwich  
2020/Feb**

<b>Public Complaints</b>	
Policy	0
Service	0
Conduct	0

**Date information collected from Professional Standards Bureau Commander Reports:** 2020-03-11

**Data Source**

Ontario Provincial Police, Professional Standards Bureau Commander Reports

- Includes all public policy, service and conduct complaints submitted to the Office of the Independent Police Review Director (OIPRD)

<b>Secondary Employment</b>
-----------------------------

<b>Daily Activity Reporting Patrol Hours</b>
--

<b>Total Hours</b>	<b>2020/Feb</b>
Number of Cruiser Patrol Hours	109.00
Number of Motorcycle Patrol Hours	0.00
Number of Marine Patrol Hours	0.00
Number of ATV Patrol Hours	0.00
Number of Snowmobile Patrol Hours	0.00
Number of Bicycle Patrol Hours	0.00
Number of Foot Patrol Hours	6.75
Number of School Patrol Hours	0.00

**Data source (Daily Activity Reporting System) date:** 2020/03/06

<b>Staffing Updates</b>
-------------------------

<b>Detachment Initiatives</b>
-------------------------------

Number of Targeted Media Releases:	Feb 24 - OPP Reminding Everyone of Dating Safety Tips
Other:	Auxiliary Hours: Total 12.00 (Admin 4.00, Comm. Policing: 6.00, Training: 2.00)

**Detachment:** 6S - OXFORD

**Location code(s):** 6S00 - OXFORD

**Area code(s):** 6206 - Norwich (old association)

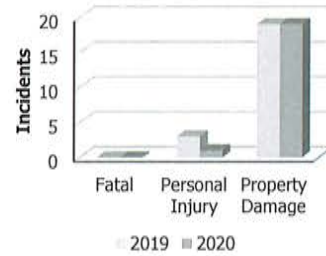
**Report Generated on:**

11-Mar-20 9:36:02 AM

PP-CSC-Operational Planning-4300

**Police Services Board Report for '6206 - Norwich' Motor Vehicle Collisions**  
**Records Management System**  
**February 2019**

<b>Motor Vehicle Collisions by Type</b>						
<b>Incidents</b>	<b>February</b>			<b>Year to Date February</b>		
	2019	2020	% Change	2019	2020	% Change
Fatal	0	0	N/C	0	0	N/C
Personal Injury	3	1	-66.7%	4	3	-25.0%
Property Damage	19	19	0.0%	31	34	9.7%
<b>Total</b>	<b>22</b>	<b>20</b>	<b>-9.1%</b>	<b>35</b>	<b>37</b>	<b>5.7%</b>



Data contained within this report is dynamic in nature and numbers will change over time as the Ontario Provincial Police continue to investigate and solve crime.

**Data Utilized**

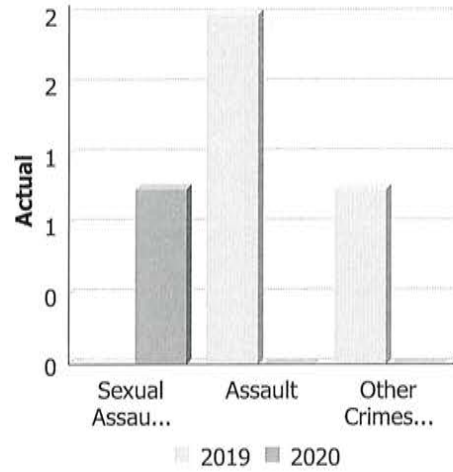
Niche RMS All Offence Level Business Intelligence Cube

**Detachment:** 6S - OXFORD  
**Area:** 6206 - Norwich  
**Data source date:** 2020/03/11

**Police Services Board Report for Norwich**  
**Records Management System**  
**February - 2020**

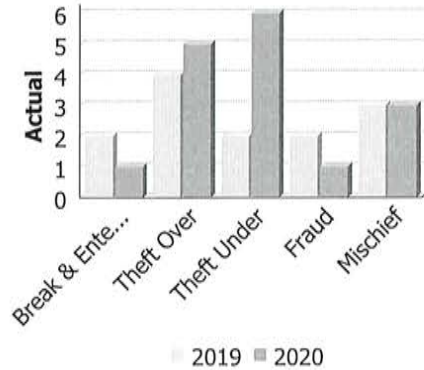
**Violent Crime**

Actual	February			Year to Date - February		
	2019	2020	% Change	2019	2020	% Change
Murder	0	0	--	0	0	--
Other Offences Causing Death	0	0	--	0	0	--
Attempted Murder	0	0	--	0	0	--
Sexual Assault	0	1	--	0	3	--
Assault	2	0	-100.0%	2	1	-50.0%
Abduction	0	0	--	0	0	--
Robbery	0	0	--	0	0	--
Other Crimes Against a Person	1	0	-100.0%	2	0	-100.0%
<b>Total</b>	<b>3</b>	<b>1</b>	<b>-66.7%</b>	<b>4</b>	<b>4</b>	<b>0.0%</b>




**Property Crime**

Actual	February			Year to Date - February		
	2019	2020	% Change	2019	2020	% Change
Arson	0	0	--	0	0	--
Break & Enter	2	1	-50.0%	5	3	-40.0%
Theft Over	4	5	25.0%	5	5	0.0%
Theft Under	2	6	200.0%	4	12	200.0%
Have Stolen Goods	0	0	--	0	0	--
Fraud	2	1	-50.0%	3	1	-66.7%
Mischief	3	3	0.0%	5	6	20.0%
<b>Total</b>	<b>13</b>	<b>16</b>	<b>23.1%</b>	<b>22</b>	<b>27</b>	<b>22.7%</b>



**Drug Crime**

Actual	February			Year to Date - February		
	2019	2020	% Change	2019	2020	% Change
Possession	0	0	--	0	0	--
Trafficking	0	0	--	0	0	--
Importation and Production	0	0	--	0	0	--
<b>Total</b>	<b>0</b>	<b>0</b>	<b>--</b>	<b>0</b>	<b>0</b>	<b>--</b>



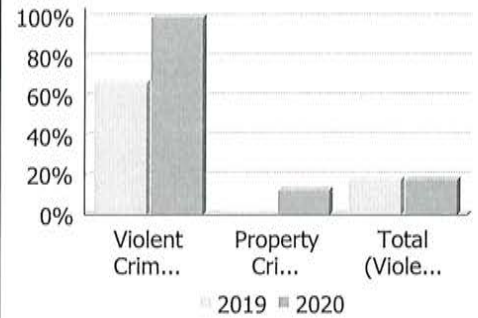
**Detachment:** 6S - OXFORD  
**Location code(s):** 6S00 - OXFORD  
**Area code(s):** 6206 - Norwich  
**Data source date:**  
 2020/03/07

**Report Generated on:**  
 11-Mar-20 9:11:40 AM  
 PP-CSC-Operational Planning-4300

**Police Services Board Report for Norwich**  
**Records Management System**  
**February - 2020**

**Clearance Rate**

Clearance Rate	February			Year to Date - February		
	2019	2020	Difference	2019	2020	Difference
Violent Crime	66.7%	100.0%	33.3%	50.0%	100.0%	50.0%
Property Crime	0.0%	12.5%	12.5%	9.1%	7.4%	-1.7%
Drug Crime	--	--	--	--	--	--
<b>Total (Violent, Property &amp; Drug)</b>	<b>17.6%</b>	<b>17.6%</b>	<b>0.0%</b>	<b>18.5%</b>	<b>21.9%</b>	<b>3.4%</b>



Data contained within this report is dynamic in nature and numbers will change over time as the Ontario Provincial Police continue to investigate and solve crime.

**Data Utilized**

- Major Crimes
- Niche RMS All Offence Level Business Intelligence Cube

**Detachment:** 6S - OXFORD  
**Location code(s):** 6S00 - OXFORD  
**Area code(s):** 6206 - Norwich  
**Data source date:**  
 2020/03/07

**Report Generated on:**  
 11-Mar-20 9:11:40 AM  
 PP-CSC-Operational Planning-4300



## Norwich Police Services Board Report

February 2020

<b>Provincial Offence Notices</b>		
Charge	Monthly PON	PON Year to Date
Speeding	19	38
<b><i>Roads with more than one speeding violation</i></b>		
<i>Oxford Road 13 (8), Highway 59 (4), Main Street West (2), Oxford County Road 55 (2)</i>		
Notes:		
<i>Percentage of people charged from outside area:</i>	79%	
<b><i>Non Speeding Violations</i></b>		
Moving Violations (Fail to Stop, Disobey Sign, Fail to Yield, Improper Turn, etc)	6	12
Non-moving Violations (Licence plate, Insurance, Valtag, etc)	3	12
Distracted Driving (Drive Handheld Device, Careless Driving, etc)	2	3
Other Provincial Offence Statutes (Trespass, Liquor, Cannabis, etc)	0	0
CMV (Half load, etc)	0	0
Seatbelt	0	0
Notes:		
<b><i>Bylaw</i></b>		
Parking	0	0
Other (Noise, other)	0	0
<b>Totals</b>	<b>30</b>	<b>65</b>



## Calls For Service (CFS) Billing Summary Report

**Norwich**  
**February - 2020**

Billing Categories <i>(Billing categories below do not match traditional crime groupings)</i>	2020				2019			
	February	Year to Date	Time Standard	Year To Date Weighted Hours	February	Year to Date	Time Standard	Year To Date Weighted Hours
Violent Criminal Code	1	6	15.9	95.4	3	4	15.9	63.6
Property Crime Violations	17	26	6.8	176.8	13	27	6.8	183.6
Other Criminal Code Violations (Excluding traffic)	2	2	7.9	15.8	2	3	7.9	23.7
Drug Possession	1	1	6.4	6.4	0	0		0.0
Statutes & Acts	4	14	3.3	46.2	8	10	3.3	33.0
Operational	35	72	3.6	259.2	24	67	3.6	241.2
Operational2	21	39	1.3	50.7	28	69	1.3	89.7
Traffic	29	44	3.4	149.6	24	41	3.4	139.4
<b>Total</b>	<b>110</b>	<b>204</b>		<b>800.1</b>	<b>102</b>	<b>221</b>		<b>774.2</b>

### Note to Detachment Commanders:

- The content of each report is to be shared by the Detachment Commander only with the municipality for which it was generated. The municipality may treat this as a public document and distribute it as they wish.
- All data is sourced from the Niche RMS application. Included are 'reported' occurrences (actuals and unfounded occurrences) for 'billable' occurrences ONLY. Data is refreshed on a weekly basis.
- The Traffic category includes motor vehicle collision (MVC) occurrences entered into Niche (UCR code 8521). MVCs are NOT sourced from the eCRS application for this report.
- Only the primary violation is counted within an occurrence.
- Time standards displayed are for the 2017 billing period.

### Note to Municipalities:

- Data contained within this report is dynamic in nature and numbers will change over time as the Ontario Provincial Police continues to investigate and solve crime.
- This report is NOT to be used for crime trend analysis as not all occurrences are included.
- Data groupings within this report do not match traditional crime groupings seen in other public reports such as the OPP Police Services Board reports or Statistics Canada reporting.



Coordinator: O.P.P. Constable Patti Cote  
W.P.S. S/Pc Shaylyn Jackson  
E-mail: [oxfordcs@execulink.com](mailto:oxfordcs@execulink.com)  
Web site: <http://www.oxfordcrimestoppers.com>

To: Board of Directors, Crime Stoppers of Oxford Inc.  
Cc: Inspector Tony Hymers, Oxford OPP  
Inspector Paul Hess, Woodstock PS  
Staff Sgt Jen Ormsby, Oxford OPP  
Det/Sgt. Nathan Hergott, Woodstock PS

### Monthly Statistics for February, 2020

29 Total Calls received this month.  
16 Woodstock PS tips  
12 OPP tips  
1 Assigned/out to other Crime Stoppers programs or Agency  
0 Not Assigned

### STATS FOR OPP: TIPS RECEIVED PER ZONE

3 for Tillsonburg  
4 for Ingersoll  
3 for Zorra  
1 for Norwich  
1 for South West Oxford  
0 for East Zorra-Tavistock  
0 for Blandford-Blenheim

### Meetings/Events Attended This Month



### Crime of the Week Reports

	<b>Location</b>	<b>Crime</b>	<b>This month</b>	<b>YTD</b>
<b>OPP</b>	Oxford	Break, Enters, Thefts and Mischiefs etc.	0	0
<b>WPS</b>	Woodstock	Break, Enters, Mischiefs	2	2

### Awareness

#### Media Relations:

- Crime of the Week submissions sent to the local media outlets including print and television as well as social media which include our website

#### Fundraising:

#### Promotions:

### Upcoming Events

Next meeting is March 24<sup>th</sup> , 2020 – including AGM



Co-coordinator: OPP Cst. Patti Cote, WPS S/Pc Shaylyn Jackson  
 Chairperson: Mr. Glen Blair

**Statistics**

	<b>This Month</b>	<b>YTD</b>	<b>SI (1991)</b>
Tips Received	29	62	10,479
Arrests	8	12	2025
WPS Arrests	2	6	n/a
OPP Arrests	4	4	n/a
Other Arrests (Immigration)	0	0	0
Web Tips	14	36	1217 (2006)
In-House	4	9	1505 (2004)
Call Centre	12	21	2140 (2004)
E-Transfer	0	0	1349 (2004)
<b>Cases Cleared</b>			
Total Cleared	5	8	1,421
Total Charges Laid	11	19	2,747
WPS Charges	4	11	n/a
OPP Charges	7	8	n/a
Rewards Approved from previous month	5	6	1480
Property Recovered	0	5000	\$2,299,305
Narcotics recovered	0	0	\$7,399,799
		Total	\$9,699,104

Respectfully Submitted by  
**Patti Cote, Shaylyn Jackson**  
**Police Co-coordinator**  
**Crime Stoppers of Oxford**  
**Oxford County O.P.P./Woodstock Police Service**



# Oxford County



## Police Services Board Report



March 2020

**Police Services Board Report for Norwich  
2020/Mar**

<b>Public Complaints</b>	
Policy	0
Service	0
Conduct	0

**Date information collected from Professional Standards Bureau Commander Reports:** 2020-04-24

**Data Source**

Ontario Provincial Police, Professional Standards Bureau Commander Reports

- Includes all public policy, service and conduct complaints submitted to the Office of the Independent Police Review Director (OIPRD)

<b>Secondary Employment</b>
-----------------------------

<b>Daily Activity Reporting Patrol Hours</b>
--

<b>Total Hours</b>	<b>2020/Mar</b>
Number of Cruiser Patrol Hours	124.25
Number of Motorcycle Patrol Hours	0.00
Number of Marine Patrol Hours	0.00
Number of ATV Patrol Hours	0.00
Number of Snowmobile Patrol Hours	0.00
Number of Bicycle Patrol Hours	0.00
Number of Foot Patrol Hours	11.00
Number of School Patrol Hours	0.00

**Data source (Daily Activity Reporting System) date:** 2020/04/18

<b>Staffing Updates</b>
-------------------------

<b>Detachment Initiatives</b>
-------------------------------

Number of Targeted Media Releases:	Mar 4 - March is Fraud Prevention Month / Mar 11 - Beer Bottles Thrown Through Window of Vehicle / Mar 11 - Spare Key Stolen from Unlocked Vehicle - Second Vehicle Stolen / Mar 11 - Don't Veer for Deer / Mar 11 - Thief Breaks Into Home and Steals Televisions / Laptop Computer / Mar 17 - OPP Take Steps to Limit Risk of Covid-19 Transmission / Mar 22 - Stolen Commercial Vehicle Driver Arrested / Mar 24 - Tips for Businesses Closing Due to Covid-19
Other:	Auxiliary Hours: Total: 12.50 (Admin 6.50, Comm. Policing 2.00, Training: 4.00) / Community Events: Mar 9 - Polar Plunge

**Detachment:** 6S - OXFORD

**Location code(s):** 6S00 - OXFORD

**Area code(s):** 6206 - Norwich (old association)

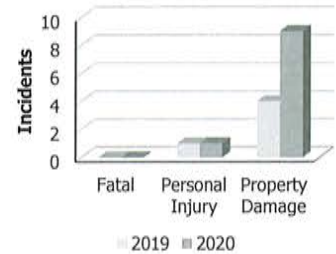
**Report Generated on:**

24-Apr-20 11:09:46 AM

PP-CSC-Operational Planning-4300

**Police Services Board Report for '6206 - Norwich' Motor Vehicle Collisions**  
**Records Management System**  
**Mar 2019**

<b>Motor Vehicle Collisions by Type</b>						
<b>Incidents</b>	<b>Mar</b>			<b>Year to Date Mar</b>		
	2019	2020	% Change	2019	2020	% Change
Fatal	0	0	N/C	0	0	N/C
Personal Injury	1	1	0.0%	5	6	20.0%
Property Damage	4	9	125.0%	35	45	28.6%
<b>Total</b>	<b>5</b>	<b>10</b>	<b>100.0%</b>	<b>40</b>	<b>51</b>	<b>27.5%</b>



Data contained within this report is dynamic in nature and numbers will change over time as the Ontario Provincial Police continue to investigate and solve crime.

**Data Utilized**

Niche RMS All Offence Level Business Intelligence Cube

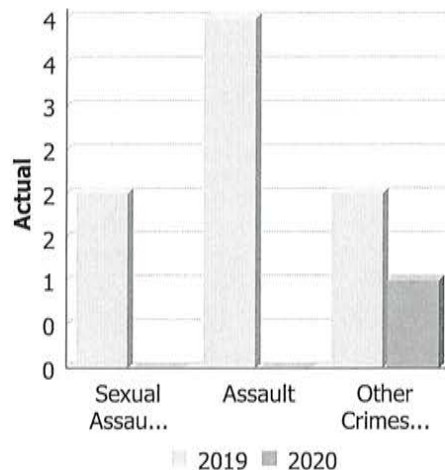
**Detachment:** 6S - OXFORD  
**Area:** 6206 - Norwich  
**Data source date:** 2020/04/24



**Police Services Board Report for Norwich**  
**Records Management System**  
**March - 2020**

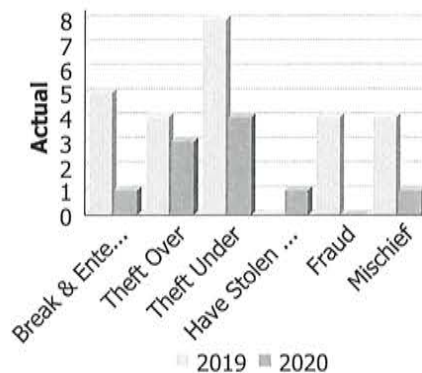
**Violent Crime**

Actual	March			Year to Date - March		
	2019	2020	% Change	2019	2020	% Change
Murder	0	0	--	0	0	--
Other Offences Causing Death	0	0	--	0	0	--
Attempted Murder	0	0	--	0	0	--
Sexual Assault	2	0	-100.0%	2	3	50.0%
Assault	4	0	-100.0%	6	1	-83.3%
Abduction	0	0	--	0	0	--
Robbery	0	0	--	0	0	--
Other Crimes Against a Person	2	1	-50.0%	4	1	-75.0%
<b>Total</b>	<b>8</b>	<b>1</b>	<b>-87.5%</b>	<b>12</b>	<b>5</b>	<b>-58.3%</b>




**Property Crime**

Actual	March			Year to Date - March		
	2019	2020	% Change	2019	2020	% Change
Arson	0	0	--	0	0	--
Break & Enter	5	1	-80.0%	10	4	-60.0%
Theft Over	4	3	-25.0%	9	8	-11.1%
Theft Under	8	4	-50.0%	12	18	50.0%
Have Stolen Goods	0	1	--	0	1	--
Fraud	4	0	-100.0%	7	3	-57.1%
Mischief	4	1	-75.0%	9	7	-22.2%
<b>Total</b>	<b>25</b>	<b>10</b>	<b>-60.0%</b>	<b>47</b>	<b>41</b>	<b>-12.8%</b>



**Drug Crime**

Actual	March			Year to Date - March		
	2019	2020	% Change	2019	2020	% Change
Possession	0	0	--	0	0	--
Trafficking	0	0	--	0	0	--
Importation and Production	0	0	--	0	0	--
<b>Total</b>	<b>0</b>	<b>0</b>	<b>--</b>	<b>0</b>	<b>0</b>	<b>--</b>



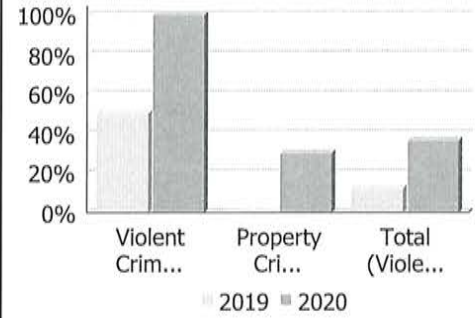
**Clearance Rate**

**Detachment:** 6S - OXFORD  
**Location code(s):** 6S00 - OXFORD  
**Area code(s):** 6206 - Norwich  
**Data source date:**  
 2020/04/18

**Report Generated on:**  
 24-Apr-20 10:57:14 AM  
 PP-CSC-Operational Planning-4300

**Police Services Board Report for Norwich**  
**Records Management System**  
**March - 2020**

Clearance Rate	March			Year to Date - March		
	2019	2020	Difference	2019	2020	Difference
Violent Crime	50.0%	100.0%	50.0%	50.0%	100.0%	50.0%
Property Crime	0.0%	30.0%	30.0%	4.3%	12.2%	7.9%
Drug Crime	--	--	--	--	--	--
<b>Total (Violent, Property &amp; Drug)</b>	<b>12.1%</b>	<b>36.4%</b>	<b>24.2%</b>	<b>15.0%</b>	<b>23.4%</b>	<b>8.4%</b>



Data contained within this report is dynamic in nature and numbers will change over time as the Ontario Provincial Police continue to investigate and solve crime.

**Data Utilized**

- Major Crimes
- Niche RMS All Offence Level Business Intelligence Cube

**Detachment:** 6S - OXFORD  
**Location code(s):** 6S00 - OXFORD  
**Area code(s):** 6206 - Norwich  
**Data source date:**  
 2020/04/18

**Report Generated on:**  
 24-Apr-20 10:57:14 AM  
 PP-CSC-Operational Planning-4300

## Norwich Police Services Board Report

March 2020

<b>Provincial Offence Notices</b>		
Charge	Monthly PON	PON Year to Date
Speeding	13	51
<b>Roads with more than one speeding violation</b>		
County Road 13 (4)		
Notes:		
Percentage of people charged from outside area:	90%	
<b>Non Speeding Violations</b>		
Moving Violations (Fail to Stop, Disobey Sign, Fail to Yield, Improper Turn, etc)	1	13
Non-moving Violations (Licence plate, Insurance, Valtag, etc)	4	16
Distracted Driving (Drive Handheld Device, Careless Driving, etc)	3	6
Other Provincial Offence Statutes (Trespass, Liquor, Cannabis, etc)	2	2
CMV (Half load, etc)		0
Seatbelt		0
Notes:		
<b>Bylaw</b>		
Parking		0
Other (Noise, other)		0
<b>Totals</b>	<b>23</b>	<b>88</b>



## Calls For Service (CFS) Billing Summary Report

**Norwich**  
**March - 2020**

Billing Categories <i>(Billing categories below do not match traditional crime groupings)</i>	2020				2019			
	March	Year to Date	Time Standard	Year To Date Weighted Hours	March	Year to Date	Time Standard	Year To Date Weighted Hours
Violent Criminal Code	1	7	15.9	111.3	8	12	15.9	190.8
Property Crime Violations	10	40	6.8	272.0	28	55	6.8	374.0
Other Criminal Code Violations (Excluding traffic)	0	2	7.9	15.8	1	4	7.9	31.6
Drug Possession	0	2	6.4	12.8	1	1	6.4	6.4
Statutes & Acts	3	19	3.3	62.7	8	18	3.3	59.4
Operational	49	124	3.6	446.4	46	113	3.6	406.8
Operational2	25	64	1.3	83.2	25	94	1.3	122.2
Traffic	8	58	3.4	197.2	8	49	3.4	166.6
<b>Total</b>	<b>96</b>	<b>316</b>		<b>1,201.4</b>	<b>125</b>	<b>346</b>		<b>1,357.8</b>

**Note to Detachment Commanders:**

- The content of each report is to be shared by the Detachment Commander only with the municipality for which it was generated. The municipality may treat this as a public document and distribute it as they wish.
- All data is sourced from the Niche RMS application. Included are 'reported' occurrences (actuals and unfounded occurrences) for 'billable' occurrences ONLY. Data is refreshed on a weekly basis.
- The Traffic category includes motor vehicle collision (MVC) occurrences entered into Niche (UCR code 8521). MVCs are NOT sourced from the eCRS application for this report.
- Only the primary violation is counted within an occurrence.
- Time standards displayed are for the 2017 billing period.

**Note to Municipalities:**

- Data contained within this report is dynamic in nature and numbers will change over time as the Ontario Provincial Police continues to investigate and solve crime.
- This report is NOT to be used for crime trend analysis as not all occurrences are included.
- Data groupings within this report do not match traditional crime groupings seen in other public reports such as the OPP Police Services Board reports or Statistics Canada reporting.



Coordinator: O.P.P. Constable Patti Cote  
W.P.S. S/Pc Shaylyn Jackson  
E-mail: [oxfordcs@execulink.com](mailto:oxfordcs@execulink.com)  
Web site: <http://www.oxfordcrimestoppers.com>

To: Board of Directors, Crime Stoppers of Oxford Inc.  
Cc: Inspector Tony Hymers, Oxford OPP  
Staff Sgt Jen Ormsby, Oxford OPP  
Det/Sgt. Nathan Hergott, Woodstock PS

### Monthly Statistics for March, 2020

57 Total Calls received this month.  
30 Woodstock PS tips  
25 OPP tips  
0 Assigned/out to other Crime Stoppers programs or Agency  
2 Not Assigned

### STATS FOR OPP: TIPS RECEIVED PER ZONE

6 for Tillsonburg  
3 for Ingersoll  
0 for Zorra  
1 for Norwich  
12 for South West Oxford  
1 for East Zorra-Tavistock  
2 for Blandford-Blenheim

### Meetings/Events Attended This Month



### Crime of the Week Reports

	<b>Location</b>	<b>Crime</b>	<b>This month</b>	<b>YTD</b>
<b>OPP</b>	Oxford	Break, Enters, Thefts and Mischiefs etc.	0	0
<b>WPS</b>	Woodstock	Break, Enters, Mischiefs	2	4

### Awareness

#### Media Relations:

- Crime of the Week submissions sent to the local media outlets including print and television as well as social media which include our website

#### Fundraising:

#### Promotions:

### Upcoming Events

Next meeting TBA – including AGM



Co-coordinator: OPP Cst. Patti Cote, WPS S/Pc Shaylyn Jackson  
 Chairperson: Mr. Glen Blair

**Statistics**

	<b>This Month</b>	<b>YTD</b>	<b>SI (1991)</b>
Tips Received	57	119	10,536
Arrests	0	5	2018
WPS Arrests	0	2	n/a
OPP Arrests	0	3	n/a
Other Arrests (Immigration)	0	0	0
Web Tips	34	70	1251 (2006)
In-House	4	13	1509 (2004)
Call Centre	13	34	2153 (2004)
E-Transfer	2	2	1351 (2004)
<b>Cases Cleared</b>			
Total Cleared	0	5	1,418
Total Charges Laid	0	12	2,740
WPS Charges	0	7	n/a
OPP Charges	0	5	n/a
Rewards Approved from previous month	0	5	1484
Property Recovered	0	5000	\$2,299,305
Narcotics recovered	0	0	\$7,399,799
		<b>Total</b>	<b>\$9,699,104</b>

Respectfully Submitted by  
**Patti Cote, Shaylyn Jackson**  
 Police Co-coordinator  
 Crime Stoppers of Oxford  
 Oxford County O.P.P./Woodstock Police Service



# Oxford County



## Police Services Board Report



April 2020



**Police Services Board Report for Norwich  
2020/Apr**

<b>Public Complaints</b>	
Policy	0
Service	0
Conduct	0

**Date information collected from Professional Standards Bureau Commander Reports:** 2020-05-08

**Data Source**

Ontario Provincial Police, Professional Standards Bureau Commander Reports

- Includes all public policy, service and conduct complaints submitted to the Office of the Independent Police Review Director (OIPRD)

<b>Secondary Employment</b>

<b>Daily Activity Reporting Patrol Hours</b>	
<b>Total Hours</b>	<b>2020/Apr</b>
Number of Cruiser Patrol Hours	147.00
Number of Motorcycle Patrol Hours	0.00
Number of Marine Patrol Hours	0.00
Number of ATV Patrol Hours	0.00
Number of Snowmobile Patrol Hours	0.00
Number of Bicycle Patrol Hours	0.00
Number of Foot Patrol Hours	5.25
Number of School Patrol Hours	0.00

**Data source (Daily Activity Reporting System) date:** 2020/05/02

<b>Staffing Updates</b>	
Staffing:	One uniform member resigned / One contract administrative member resigned

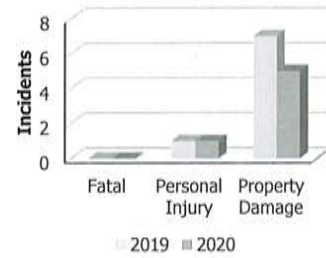
<b>Detachment Initiatives</b>	
Number of Targeted Media Releases:	Apr 3 - OPP Enforcement during COVID-19 Pandemic / Apr 15 - Criminals Prey on Your Fear During Uncertain Times / Apr 20 - Traffic Stop Leads to Impaired Charges / Apr 21 - Vehicle Collision Result in Charges and 45 Day Impound

**Detachment:** 6S - OXFORD  
**Location code(s):** 6S00 - OXFORD  
**Area code(s):** 6206 - Norwich (old association)

**Report Generated on:**  
 8-May-20 10:21:08 AM  
 PP-CSC-Operational Planning-4300

**Police Services Board Report for '6206 - Norwich' Motor Vehicle Collisions**  
**Records Management System**  
**April 2020**

<b>Motor Vehicle Collisions by Type</b>						
<b>Incidents</b>	April			Year to Date April		
	2019	2020	% Change	2019	2020	% Change
Fatal	0	0	N/C	0	0	N/C
Personal Injury	1	1	0.0%	6	7	16.7%
Property Damage	7	5	-28.6%	42	49	16.7%
<b>Total</b>	<b>8</b>	<b>6</b>	<b>-25.0%</b>	<b>48</b>	<b>56</b>	<b>16.7%</b>



Data contained within this report is dynamic in nature and numbers will change over time as the Ontario Provincial Police continue to investigate and solve crime.

**Data Utilized**

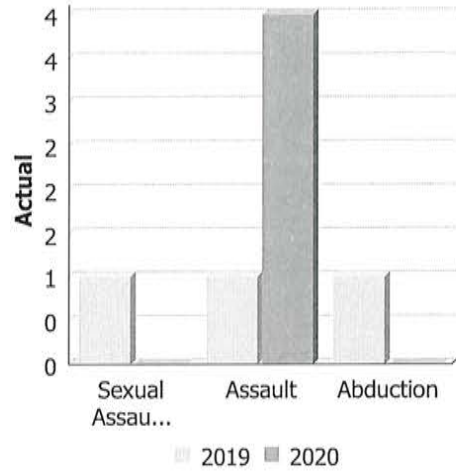
Niche RMS All Offence Level Business Intelligence Cube

**Detachment:** 6S - OXFORD  
**Area:** 6206 - Norwich  
**Data source date:** 2020/05/07

**Police Services Board Report for Norwich**  
**Records Management System**  
**April - 2020**

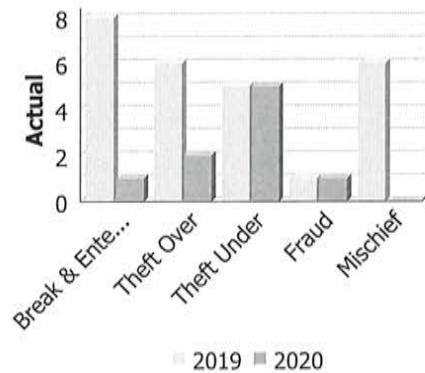
**Violent Crime**

Actual	April			Year to Date - April		
	2019	2020	% Change	2019	2020	% Change
Murder	0	0	--	0	0	--
Other Offences Causing Death	0	0	--	0	0	--
Attempted Murder	0	0	--	0	0	--
Sexual Assault	1	0	-100.0%	3	3	0.0%
Assault	1	4	300.0%	7	5	-28.6%
Abduction	1	0	-100.0%	1	0	-100.0%
Robbery	0	0	--	0	0	--
Other Crimes Against a Person	0	0	--	4	1	-75.0%
<b>Total</b>	<b>3</b>	<b>4</b>	<b>33.3%</b>	<b>15</b>	<b>9</b>	<b>-40.0%</b>




**Property Crime**

Actual	April			Year to Date - April		
	2019	2020	% Change	2019	2020	% Change
Arson	0	0	--	0	0	--
Break & Enter	8	1	-87.5%	18	5	-72.2%
Theft Over	6	2	-66.7%	15	10	-33.3%
Theft Under	5	5	0.0%	17	23	35.3%
Have Stolen Goods	0	0	--	0	1	--
Fraud	1	1	0.0%	8	4	-50.0%
Mischief	6	0	-100.0%	15	8	-46.7%
<b>Total</b>	<b>26</b>	<b>9</b>	<b>-65.4%</b>	<b>73</b>	<b>51</b>	<b>-30.1%</b>



**Drug Crime**

Actual	April			Year to Date - April		
	2019	2020	% Change	2019	2020	% Change
Possession	0	0	--	0	0	--
Trafficking	0	0	--	0	0	--
Importation and Production	0	0	--	0	0	--
<b>Total</b>	<b>0</b>	<b>0</b>	<b>--</b>	<b>0</b>	<b>0</b>	<b>--</b>



**Clearance Rate**

**Detachment:** 6S - OXFORD  
**Location code(s):** 6S00 - OXFORD  
**Area code(s):** 6206 - Norwich  
**Data source date:**  
 2020/05/02

**Report Generated on:**  
 5-May-20 2:42:57 PM  
 PP-CSC-Operational Planning-4300

**Police Services Board Report for Norwich**  
**Records Management System**  
**April - 2020**

Clearance Rate	April			Year to Date - April		
	2019	2020	Difference	2019	2020	Difference
Violent Crime	66.7%	100.0%	33.3%	53.3%	100.0%	46.7%
Property Crime	19.2%	0.0%	-19.2%	9.6%	9.8%	0.2%
Drug Crime	--	--	--	--	--	--
<b>Total (Violent, Property &amp; Drug)</b>	<b>29.0%</b>	<b>35.7%</b>	<b>6.7%</b>	<b>19.8%</b>	<b>25.8%</b>	<b>6.0%</b>

Category	2019	2020
Violent Crime	66.7%	100.0%
Property Crime	19.2%	0.0%
Total (Violent, Property & Drug)	29.0%	35.7%

Data contained within this report is dynamic in nature and numbers will change over time as the Ontario Provincial Police continue to investigate and solve crime.

**Data Utilized**

- Major Crimes
- Niche RMS All Offence Level Business Intelligence Cube

**Detachment:** 6S - OXFORD  
**Location code(s):** 6S00 - OXFORD  
**Area code(s):** 6206 - Norwich  
**Data source date:**  
 2020/05/02

**Report Generated on:**  
 5-May-20 2:42:57 PM  
 PP-CSC-Operational Planning-4300

## Norwich Police Services Board Report

April 2020

<b>Provincial Offence Notices</b>		
Charge	Monthly PON	PON Year to Date
Speeding	10	61
<b><i>Roads with more than one speeding violation</i></b>		
<i>Highway 59 (2), Baseline Rd (2)</i>		
Notes:		
<i>Percentage of people charged from outside area:</i>	70%	
<b><i>Non Speeding Violations</i></b>		
<b>Moving Violations</b> (Fail to Stop, Disobey Sign, Fail to Yield, Improper Turn, etc)	0	13
<b>Non-moving Violations</b> (Licence plate, Insurance, Valtag, etc)	3	19
<b>Distracted Driving</b> (Drive Handheld Device, Careless Driving, etc)	1	7
<b>Other Provincial Offence Statutes</b> (Trespass, Liquor, Cannabis, etc)	3	5
<b>CMV</b> (Half load, etc)	0	0
<b>Seatbelt</b>	0	0
Notes:		
<b><i>Bylaw</i></b>		
<b>Parking</b>	0	0
<b>Other</b> (Noise, other)	0	0
<b>Totals</b>	<b>17</b>	<b>105</b>



## Calls For Service (CFS) Billing Summary Report

**Norwich**  
**April - 2020**

Billing Categories <i>(Billing categories below do not match traditional crime groupings)</i>	2020				2019			
	April	Year to Date	Time Standard	Year To Date Weighted Hours	April	Year to Date	Time Standard	Year To Date Weighted Hours
Violent Criminal Code	4	11	15.9	174.9	3	15	15.9	238.5
Property Crime Violations	10	51	6.8	346.8	28	83	6.8	564.4
Other Criminal Code Violations (Excluding traffic)	4	6	7.9	47.4	0	4	7.9	31.6
Drug Possession	0	2	6.4	12.8	0	1	6.4	6.4
Statutes & Acts	6	25	3.3	82.5	6	24	3.3	79.2
Operational	44	168	3.6	604.8	60	173	3.6	622.8
Operational2	9	73	1.3	94.9	21	115	1.3	149.5
Traffic	10	68	3.4	231.2	7	56	3.4	190.4
<b>Total</b>	<b>87</b>	<b>404</b>		<b>1,595.3</b>	<b>125</b>	<b>471</b>		<b>1,882.8</b>

**Note to Detachment Commanders:**

- The content of each report is to be shared by the Detachment Commander only with the municipality for which it was generated. The municipality may treat this as a public document and distribute it as they wish.
- All data is sourced from the Niche RMS application. Included are 'reported' occurrences (actuals and unfounded occurrences) for 'billable' occurrences ONLY. Data is refreshed on a weekly basis.
- The Traffic category includes motor vehicle collision (MVC) occurrences entered into Niche (UCR code 8521). MVCs are NOT sourced from the eCRS application for this report.
- Only the primary violation is counted within an occurrence.
- Time standards displayed are for the 2017 billing period.

**Note to Municipalities:**

- Data contained within this report is dynamic in nature and numbers will change over time as the Ontario Provincial Police continues to investigate and solve crime.
- This report is NOT to be used for crime trend analysis as not all occurrences are included.
- Data groupings within this report do not match traditional crime groupings seen in other public reports such as the OPP Police Services Board reports or Statistics Canada reporting.



Coordinator: O.P.P. Constable Patti Cote  
W.P.S. S/Pc Shaylyn Jackson  
E-mail: [oxfordcs@execulink.com](mailto:oxfordcs@execulink.com)  
Web site: <http://www.oxfordcrimestoppers.com>

To: Board of Directors, Crime Stoppers of Oxford Inc.  
Cc: Inspector Tony Hymers, Oxford OPP  
Staff Sgt Jen Ormsby, Oxford OPP  
Det/Sgt. Nathan Hergott, Woodstock PS

### Monthly Statistics for April, 2020

- 26 Total Calls received this month.
- 12 Woodstock PS tips
- 12 OPP tips
- 1 Assigned/out to other Crime Stoppers programs or Agency
- 1 Not Assigned

### STATS FOR OPP: TIPS RECEIVED PER ZONE

3 for Tillsonburg  
6 for Ingersoll  
1 for Zorra  
1 for Norwich  
0 for South West Oxford  
1 for East Zorra-Tavistock  
0 for Blandford-Blenheim

### Meetings/Events Attended This Month

**Covid 19 cancelling all meetings and events**



### Crime of the Week Reports

	<b>Location</b>	<b>Crime</b>	<b>This month</b>	<b>YTD</b>
<b>OPP</b>	Oxford	Break, Enters, Thefts and Mischiefs etc.	0	0
<b>WPS</b>	Woodstock	Break, Enters, Mischiefs	0	4

### Awareness

#### Media Relations:

- Crime of the Week submissions sent to the local media outlets including print and television as well as social media which include our website

#### Fundraising:

#### Promotions:

### Upcoming Events

Next meeting TBA – including AGM





Co-coordinator: OPP Cst. Patti Cote, WPS S/Pc Shaylyn Jackson  
 Chairperson: Mr. Glen Blair

**Statistics**

	<b>This Month</b>	<b>YTD</b>	<b>SI (1991)</b>
Tips Received	26	145	10,562
Arrests	0	5	2018
WPS Arrests	0	2	n/a
OPP Arrests	0	3	n/a
Other Arrests (Immigration)	0	0	0
Web Tips	15	85	1266 (2006)
In-House	1	14	1510 (2004)
Call Centre	9	43	2162 (2004)
E-Transfer	0	2	1351 (2004)
<b>Cases Cleared</b>			
Total Cleared	0	5	1,418
Total Charges Laid	0	12	2,740
WPS Charges	0	7	n/a
OPP Charges	0	5	n/a
Rewards Approved from previous month	0	5	1484
Property Recovered	0	5000	\$2,299,305
Narcotics recovered	0	0	\$7,399,799
		Total	\$9,699,104

Respectfully Submitted by  
**Patti Cote, Shaylyn Jackson**  
 Police Co-coordinator  
 Crime Stoppers of Oxford  
 Oxford County O.P.P./Woodstock Police Service



# Oxford County



## Police Services Board Report



April 2020

**Police Services Board Report for Norwich  
2020/Apr**

<b>Public Complaints</b>	
Policy	0
Service	0
Conduct	0

**Date information collected from Professional Standards Bureau Commander Reports:** 2020-05-08

**Data Source**

Ontario Provincial Police, Professional Standards Bureau Commander Reports

- Includes all public policy, service and conduct complaints submitted to the Office of the Independent Police Review Director (OIPRD)

<b>Secondary Employment</b>
-----------------------------

<b>Daily Activity Reporting Patrol Hours</b>
--

<b>Total Hours</b>	<b>2020/Apr</b>
Number of Cruiser Patrol Hours	147.00
Number of Motorcycle Patrol Hours	0.00
Number of Marine Patrol Hours	0.00
Number of ATV Patrol Hours	0.00
Number of Snowmobile Patrol Hours	0.00
Number of Bicycle Patrol Hours	0.00
Number of Foot Patrol Hours	5.25
Number of School Patrol Hours	0.00

**Data source (Daily Activity Reporting System) date:** 2020/05/02

<b>Staffing Updates</b>
-------------------------

Staffing:	One uniform member resigned / One contract administrative member resigned
-----------	---

<b>Detachment Initiatives</b>
-------------------------------

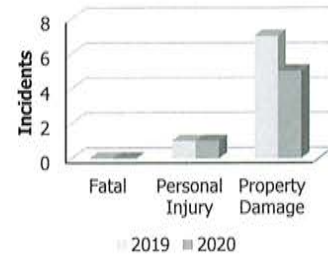
Number of Targeted Media Releases:	Apr 3 - OPP Enforcement during COVID-19 Pandemic / Apr 15 - Criminals Prey on Your Fear During Uncertain Times / Apr 20 - Traffic Stop Leads to Impaired Charges / Apr 21 - Vehicle Collision Result in Charges and 45 Day Impound
------------------------------------	--

**Detachment:** 6S - OXFORD  
**Location code(s):** 6S00 - OXFORD  
**Area code(s):** 6206 - Norwich (old association)

**Report Generated on:**  
 8-May-20 10:21:08 AM  
 PP-CSC-Operational Planning-4300

**Police Services Board Report for '6206 - Norwich' Motor Vehicle Collisions**  
**Records Management System**  
**April 2020**

<b>Motor Vehicle Collisions by Type</b>						
<b>Incidents</b>	<b>April</b>			<b>Year to Date April</b>		
	2019	2020	% Change	2019	2020	% Change
Fatal	0	0	N/C	0	0	N/C
Personal Injury	1	1	0.0%	6	7	16.7%
Property Damage	7	5	-28.6%	42	49	16.7%
<b>Total</b>	<b>8</b>	<b>6</b>	<b>-25.0%</b>	<b>48</b>	<b>56</b>	<b>16.7%</b>



Data contained within this report is dynamic in nature and numbers will change over time as the Ontario Provincial Police continue to investigate and solve crime.

**Data Utilized**

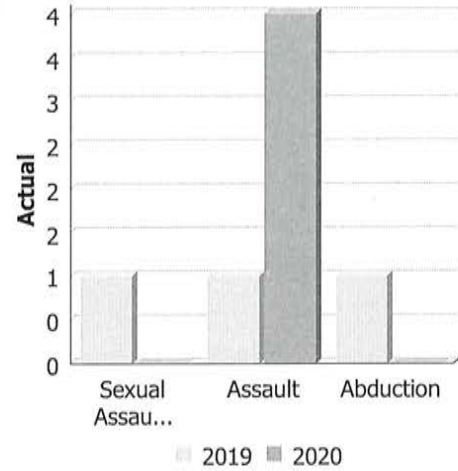
Niche RMS All Offence Level Business Intelligence Cube

**Detachment:** 6S - OXFORD  
**Area:** 6206 - Norwich  
**Data source date:** 2020/05/07

**Police Services Board Report for Norwich**  
**Records Management System**  
**April - 2020**

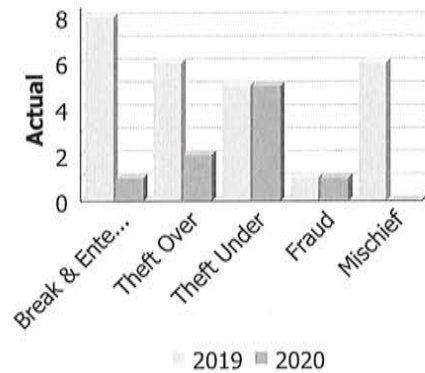
**Violent Crime**

Actual	April			Year to Date - April		
	2019	2020	% Change	2019	2020	% Change
Murder	0	0	--	0	0	--
Other Offences Causing Death	0	0	--	0	0	--
Attempted Murder	0	0	--	0	0	--
Sexual Assault	1	0	-100.0%	3	3	0.0%
Assault	1	4	300.0%	7	5	-28.6%
Abduction	1	0	-100.0%	1	0	-100.0%
Robbery	0	0	--	0	0	--
Other Crimes Against a Person	0	0	--	4	1	-75.0%
<b>Total</b>	<b>3</b>	<b>4</b>	<b>33.3%</b>	<b>15</b>	<b>9</b>	<b>-40.0%</b>




**Property Crime**

Actual	April			Year to Date - April		
	2019	2020	% Change	2019	2020	% Change
Arson	0	0	--	0	0	--
Break & Enter	8	1	-87.5%	18	5	-72.2%
Theft Over	6	2	-66.7%	15	10	-33.3%
Theft Under	5	5	0.0%	17	23	35.3%
Have Stolen Goods	0	0	--	0	1	--
Fraud	1	1	0.0%	8	4	-50.0%
Mischief	6	0	-100.0%	15	8	-46.7%
<b>Total</b>	<b>26</b>	<b>9</b>	<b>-65.4%</b>	<b>73</b>	<b>51</b>	<b>-30.1%</b>



**Drug Crime**

Actual	April			Year to Date - April		
	2019	2020	% Change	2019	2020	% Change
Possession	0	0	--	0	0	--
Trafficking	0	0	--	0	0	--
Importation and Production	0	0	--	0	0	--
<b>Total</b>	<b>0</b>	<b>0</b>	<b>--</b>	<b>0</b>	<b>0</b>	<b>--</b>



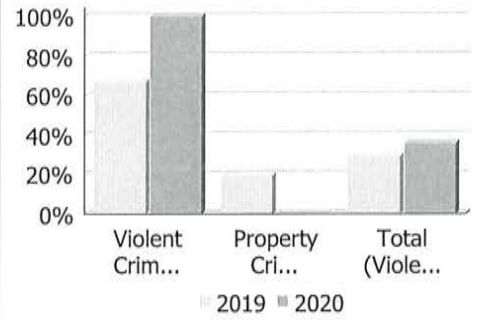
**Clearance Rate**

**Detachment:** 6S - OXFORD  
**Location code(s):** 6S00 - OXFORD  
**Area code(s):** 6206 - Norwich  
**Data source date:**  
 2020/05/02

**Report Generated on:**  
 5-May-20 2:42:57 PM  
 PP-CSC-Operational Planning-4300

**Police Services Board Report for Norwich**  
**Records Management System**  
**April - 2020**

Clearance Rate	April			Year to Date - April		
	2019	2020	Difference	2019	2020	Difference
Violent Crime	66.7%	100.0%	33.3%	53.3%	100.0%	46.7%
Property Crime	19.2%	0.0%	-19.2%	9.6%	9.8%	0.2%
Drug Crime	--	--	--	--	--	--
<b>Total (Violent, Property &amp; Drug)</b>	<b>29.0%</b>	<b>35.7%</b>	<b>6.7%</b>	<b>19.8%</b>	<b>25.8%</b>	<b>6.0%</b>



Data contained within this report is dynamic in nature and numbers will change over time as the Ontario Provincial Police continue to investigate and solve crime.

**Data Utilized**

- Major Crimes
- Niche RMS All Offence Level Business Intelligence Cube

**Detachment:** 6S - OXFORD  
**Location code(s):** 6S00 - OXFORD  
**Area code(s):** 6206 - Norwich  
**Data source date:**  
 2020/05/02

**Report Generated on:**  
 5-May-20 2:42:57 PM  
 PP-CSC-Operational Planning-4300

## Norwich Police Services Board Report

April 2020

<b>Provincial Offence Notices</b>		
Charge	Monthly PON	PON Year to Date
Speeding	10	61
<b>Roads with more than one speeding violation</b>		
Highway 59 (2), Baseline Rd (2)		
Notes:		
Percentage of people charged from outside area:	70%	
<b>Non Speeding Violations</b>		
Moving Violations (Fail to Stop, Disobey Sign, Fail to Yield, Improper Turn, etc)	0	13
Non-moving Violations (Licence plate, Insurance, Valtag, etc)	3	19
Distracted Driving (Drive Handheld Device, Careless Driving, etc)	1	7
Other Provincial Offence Statutes (Trespass, Liquor, Cannabis, etc)	3	5
CMV (Half load, etc)	0	0
Seatbelt	0	0
Notes:		
<b>Bylaw</b>		
Parking	0	0
Other (Noise, other)	0	0
<b>Totals</b>	<b>17</b>	<b>105</b>



## Calls For Service (CFS) Billing Summary Report

**Norwich**  
**April - 2020**

Billing Categories <i>(Billing categories below do not match traditional crime groupings)</i>	2020				2019			
	April	Year to Date	Time Standard	Year To Date Weighted Hours	April	Year to Date	Time Standard	Year To Date Weighted Hours
Violent Criminal Code	4	11	15.9	174.9	3	15	15.9	238.5
Property Crime Violations	10	51	6.8	346.8	28	83	6.8	564.4
Other Criminal Code Violations (Excluding traffic)	4	6	7.9	47.4	0	4	7.9	31.6
Drug Possession	0	2	6.4	12.8	0	1	6.4	6.4
Statutes & Acts	6	25	3.3	82.5	6	24	3.3	79.2
Operational	44	168	3.6	604.8	60	173	3.6	622.8
Operational2	9	73	1.3	94.9	21	115	1.3	149.5
Traffic	10	68	3.4	231.2	7	56	3.4	190.4
<b>Total</b>	<b>87</b>	<b>404</b>		<b>1,595.3</b>	<b>125</b>	<b>471</b>		<b>1,882.8</b>

**Note to Detachment Commanders:**

- The content of each report is to be shared by the Detachment Commander only with the municipality for which it was generated. The municipality may treat this as a public document and distribute it as they wish.
- All data is sourced from the Niche RMS application. Included are 'reported' occurrences (actuals and unfounded occurrences) for 'billable' occurrences ONLY. Data is refreshed on a weekly basis.
- The Traffic category includes motor vehicle collision (MVC) occurrences entered into Niche (UCR code 8521). MVCs are NOT sourced from the eCRS application for this report.
- Only the primary violation is counted within an occurrence.
- Time standards displayed are for the 2017 billing period.

**Note to Municipalities:**

- Data contained within this report is dynamic in nature and numbers will change over time as the Ontario Provincial Police continues to investigate and solve crime.
- This report is NOT to be used for crime trend analysis as not all occurrences are included.
- Data groupings within this report do not match traditional crime groupings seen in other public reports such as the OPP Police Services Board reports or Statistics Canada reporting.





**Coordinator: O.P.P. Constable Patti Cote  
W.P.S. S/Pc Shaylyn Jackson  
E-mail: [oxfordcs@execulink.com](mailto:oxfordcs@execulink.com)  
Web site: <http://www.oxfordcrimestoppers.com>**

To: Board of Directors, Crime Stoppers of Oxford Inc.  
Cc: Inspector Tony Hymers, Oxford OPP  
Staff Sgt Jen Ormsby, Oxford OPP  
Det/Sgt. Nathan Hergott, Woodstock PS

### **Monthly Statistics for April, 2020**

- 26 Total Calls received this month.**
- 12 Woodstock PS tips**
- 12 OPP tips**
- 1 Assigned/out to other Crime Stoppers programs or Agency**
- 1 Not Assigned**

### **STATS FOR OPP: TIPS RECEIVED PER ZONE**

**3 for Tillsonburg  
6 for Ingersoll  
1 for Zorra  
1 for Norwich  
0 for South West Oxford  
1 for East Zorra-Tavistock  
0 for Blandford-Blenheim**

### **Meetings/Events Attended This Month**

**Covid 19 cancelling all meetings and events**



### Crime of the Week Reports

	<b>Location</b>	<b>Crime</b>	<b>This month</b>	<b>YTD</b>
<b>OPP</b>	Oxford	Break, Enters, Thefts and Mischiefs etc.	0	0
<b>WPS</b>	Woodstock	Break, Enters, Mischiefs	0	4

### Awareness

#### Media Relations:

- Crime of the Week submissions sent to the local media outlets including print and television as well as social media which include our website

#### Fundraising:

#### Promotions:

### Upcoming Events

Next meeting TBA – including AGM



Co-coordinator: OPP Cst. Patti Cote, WPS S/Pc Shaylyn Jackson  
 Chairperson: Mr. Glen Blair

**Statistics**

	<b>This Month</b>	<b>YTD</b>	<b>SI (1991)</b>
Tips Received	26	145	10,562
Arrests	0	5	2018
WPS Arrests	0	2	n/a
OPP Arrests	0	3	n/a
Other Arrests (Immigration)	0	0	0
Web Tips	15	85	1266 (2006)
In-House	1	14	1510 (2004)
Call Centre	9	43	2162 (2004)
E-Transfer	0	2	1351 (2004)
<b>Cases Cleared</b>			
Total Cleared	0	5	1,418
Total Charges Laid	0	12	2,740
WPS Charges	0	7	n/a
OPP Charges	0	5	n/a
Rewards Approved from previous month	0	5	1484
Property Recovered	0	5000	\$2,299,305
Narcotics recovered	0	0	\$7,399,799
		Total	\$9,699,104

Respectfully Submitted by  
**Patti Cote, Shaylyn Jackson**  
 Police Co-coordinator  
 Crime Stoppers of Oxford  
 Oxford County O.P.P./Woodstock Police Service